

CENTAUR® TREFOIL

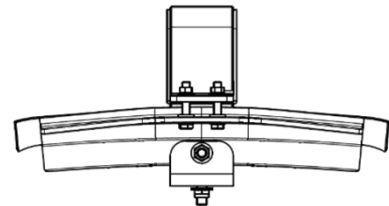
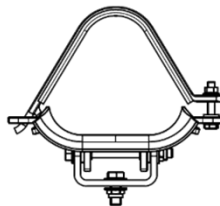
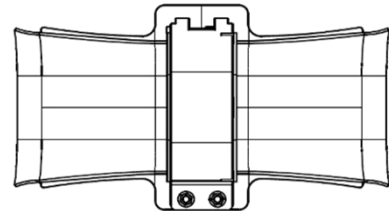
HV Aluminium Saddled Trefoil Cable Cleat

UK Patent App. No. 0805128.6 , European Patent No. 1973211

US Patent No. 8398033

Community Design Registration No. 000749999

- 6000 series extruded aluminium saddle is pressed to an arc to accommodate for cable sag.
- Galvanised steel base bracket, galvanised M16 fixings and A4 M12 stainless steel clamp fixings are insulated from the 6063 series aluminium body with polymeric top hat washers.
- Central strap fitted with soft LSF polymeric liner to cushion the cable.
- Pivot points in the base (allow the saddle to partially rotate up and down and left to right across its length) and hinged cable strap ease installation.
- Ends of the saddle are flared outwards to prevent cable damage during short circuits.
- Short circuit and mechanical testing to IEC 61914.
- Material data sheets, engineering drawings and test reports available on request.



Centaur Trefoil cable saddles are designed to support HV cables in trefoil formations alongside steelwork centres typically around 3 - 8m.

The assembly consists of an extruded and pressed aluminium saddle and a hinged aluminium overstrap. The curvature of the saddle accommodates the thermal expansion of the cable and the ends of the saddle are flared so that the cable never comes into contact with a sharp edge under any circumstances.

Centaur Trefoil is available in lengths of 400, 600 and 800mm to allow for different cable diameters and mounting centres.

Currently Centaur Trefoil is project specific and as such range details cannot be provided. Please contact Ellis for further details.




A photo of the short circuit test rig for Centaur Trefoil. Testing was carried out at ZKU Laboratories in Prague, CZ.



THORNE &
DERRICK
INTERNATIONAL

Thorne & Derrick
+44 (0) 191 410 4292
www.powerandcables.com



Testing Summary

Centaur Intermediate Straps have been tested in line with the International Standard of 'Cable Cleats for Electrical Installations' IEC 61914:2016. Please note that some testing predates 2016, but still conforms to the standard, typical results are detailed below:

Property	IEC 61914 Classification Clause	Units / Classification	Test Data
Cleat Type	6.1, 6.1.3	Composite	-
Temperature for Permanent Application	6.2	°C	-40 - 60
UV Resistance	6.5.1	-	Metallic frame shields polymer components.
Corrosion Resistance	11.2.1, 11.2.2	-	Refer to Ellis for corrosion performance details.
Impact Resistance	6.3, 6.3.5, 9.2	Very Heavy (5kg @ 400mm)	Pass
Needle Flame Test	10.0, 10.3	Application Time >30 seconds	Pass
Axial Load Test	9.4	Newtons (N)	Refer to Ellis.
Lateral Load Test	9.3	Newtons (N)	Refer to Ellis.
Resistance to Electromechanical Force (undertaken at ZKU Laboratories)	6.4, 6.4.3, 9.5	Ø103mm cable with cleats @ 7m with straps every 1.4m.	117kA peak (Report No. KEMA 313-08) Force per cleat = 28,000N

Issue 02 13/11/17



**THORNE &
DERRICK**
INTERNATIONAL

Thorne & Derrick
+44 (0) 191 410 4292
www.powerandcables.com