




THORNE &  
**DERRICK**  
INTERNATIONAL

Thorne & Derrick

+44 (0) 191 410 4292

[www.powerandcables.com](http://www.powerandcables.com)

Switched on  
street lighting



# castle & fortress ranges

## retractable power pillars and feeder pillars

The Castle range now includes the innovative Westminster and Telescopic retractable power pillars. Fully operational in 60 seconds, the pillars can be locked and folded flat when not in use. The ideal solution for supplying temporary power to markets, shopping centres and airports.


With a choice of finishes and base materials, the Fortress range of pillars, including heritage, custom and special pillars, are able to withstand a variety of hostile climatic conditions for very long periods of time with virtually no maintenance. Most variants feature detachable roots and rooves, the former serving to aid installation by reducing the weight, the latter enabling the equipped back board to be inserted with the pillar on site. If a particular application calls for a product outside the standard offer, Lucy zodion is able to engage its Design and Engineering services to create a truly bespoke solution.



# westminster

## retractable power pillars from the Castle Range

Lucy zodion's latest innovative product packs a host of features in an extremely robust structure that can be locked and folded flat when not in use. It can be equipped with earth leakage and overload protection devices to ensure high operator safety levels and is therefore ideal for supplying temporary power to markets, shopping centres and airports.



castle



### Additional important advantages include;

- Completely flush top surface when not in use
- Recess in cover to receive matching floor infill
- Electrical components sealed to IP 67/68
- Automatic power disconnection when unit is folded away
- Custom versions available to order

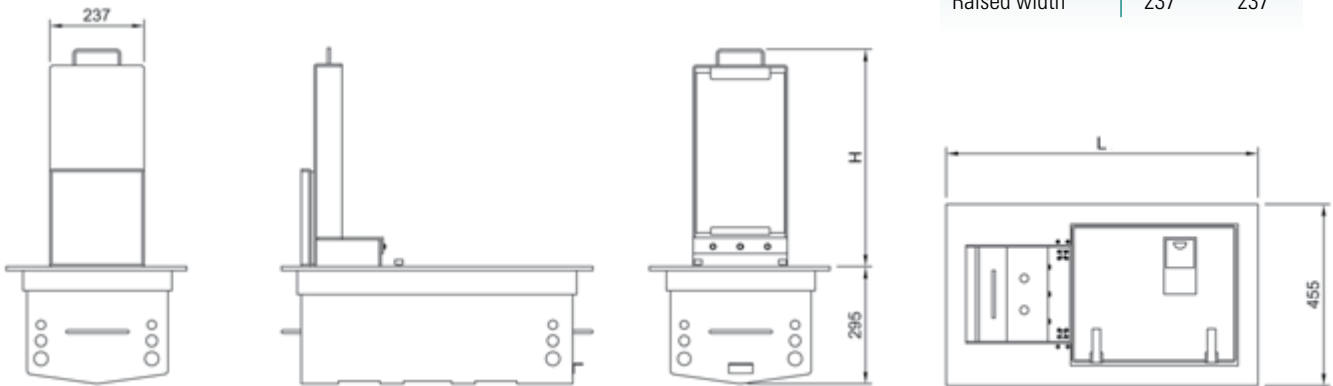




## Overall dimensions (mm)

	Outgoing ways	
	2	4
Length (L)	785	915
Width	455	455
Tub height	295	295
Raised height (H)	547	677
Raised width	237	237

## Dimensions



## Specification

5mm/10mm galvanised steel construction

Long life stainless steel wedge lock and hinges

Electrical components protected to IP67/68

18mm thick treated exterior grade plywood backboard

Pre-drilled cable entries

Hinged stainless steel lock cover

Stainless steel anti-vermin mesh

Door seal

20mm deep recess in cover for infill medium

Gas strut assisted lid

All components fully earth bonded

Bolted construction for easy panel replacement in case of damage

110/230/400V a.c. variants

Weight: Approximately 91kgs

## Options

Stainless steel construction

Painted or powder coated to RAL colour of Customer's choice

Digital or solar timer controlled supply

Possibility to integrate Smart Metering facilities

Earthing mat

# telescopic

retractable power pillars from the Castle Range

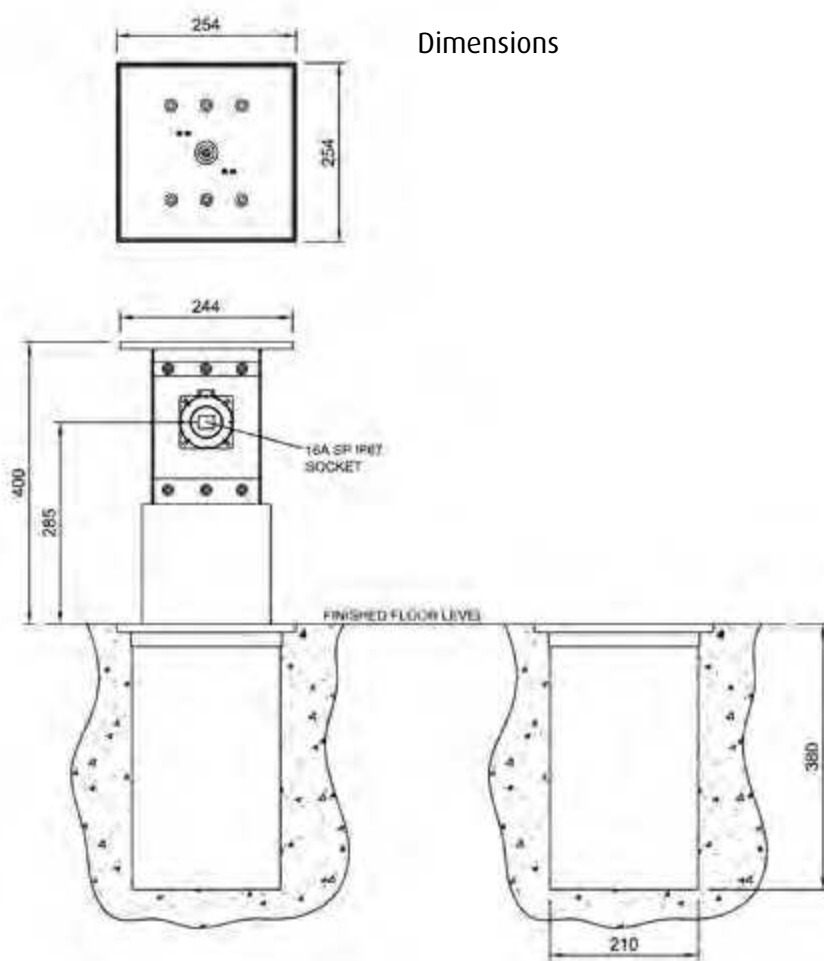
The compact and robust unit that supplies temporary power for outdoor use



- Mounts flush to the finished floor surface
- Pillar body hidden in closed position
- In a closed position, the pillar's robust design can withstand the impact from passing vehicles and pedestrians
- Weatherproof electrical enclosure
- Electrical parts sealed to IP67/IP68
- Ideal for markets, shopping centres and airports
- Compact unit is ideal for applications where space is limited
- Gas strut assisted opening
- Power disconnected in the lowered position



Fits flush to ground level



### Specification

- Stainless steel construction
- Electric component sealed to IP67/IP68
- Gas strut assisted lid
- All components fully earth bonded
- All parts are bolted together for easy replacement
- 110/240
- Power disconnect limit switch
- LED indicator of power on

### Options

- Painted or powder coated to RAL colour of Customer's choice
- Lid dimensions 250mm sq
- Installed depth 380mm
- Raised height 400mm



Fully operational in 60 secs

# fortress mini

Fortress Mini pillars are available in 7 sizes to cater for the needs of most small installations. The top mounted tri-head lock secures the door in place. With the lock opened, the door lifts away from its slot location at the bottom of the cabinet to give unrestricted access to the pillar internals.



The following finishes are available:

**HDG:** Mild steel hot dip galvanised to BS EN ISO 1461

**HDP:** Mild steel hot dip galvanised to BS EN ISO 1461 followed by a pre-treatment then painted grey RAL 7012 as standard.

## Specification

Removable doors with tri-head locks

Back board made from 18mm treated exterior grade plywood

Detachable roof enabling pre-equipped back board to be installed on site

'Danger' warning label fitted in door recess

Earth lead between pillar body and door

High quality UV resistant paint to an average thickness of 60 microns

Stainless steel fixings and locks

Detachable root section finished in bitumen enriched paint

## Options

Stainless steel cabinet

Customer specification  
pre-wired solutions available

Other colours / labels  
available to special order

Optional G2A Highways  
Agency paint specification



### Dimensions (mm)

Outgoing ways	4810	4811	4812	4813	4814	4815	4816
Nominal Size in inches (WxD)	4x4	6x4	6x6	8x6	10x6	14x6	19x10
Height Above Ground	785	785	785	785	785	985	1000
Root Section (R)	300	300	300	300	300	300	300
Width (W)	113	163	163	213	265	365	503
Depth (D)	120	120	170	170	170	170	250
Door Opening Height (DH)	510	510	510	510	510	710	800
Working Depth (WD)	85	85	130	130	130	130	199
Backboard Size (WxH)	90x500	140x500	140x500	190x500	240x500	345x700	480x780
Weight (Kg)	11	14	16	19	22	32	47

The ordering code consists of 4 sections

**pillar size (mm)**

Ref.	Dimensions
4810	H=785 W=113 D=120
4811	H=785 W=163 D=120
4812	H=785 W=163 D=170
4813	H=785 W=213 D=170
4814	H=785 W=265 D=170
4815	H=985 W=365 D=170
4816	H=1000 W=503 D=250

**material type**

Ref.	Description
HDG	Hot Dip Galvanised
HDP	Hot Dip Galvanised and Painted (Grey as standard) Other colours available on request

**nominal material thickness\***

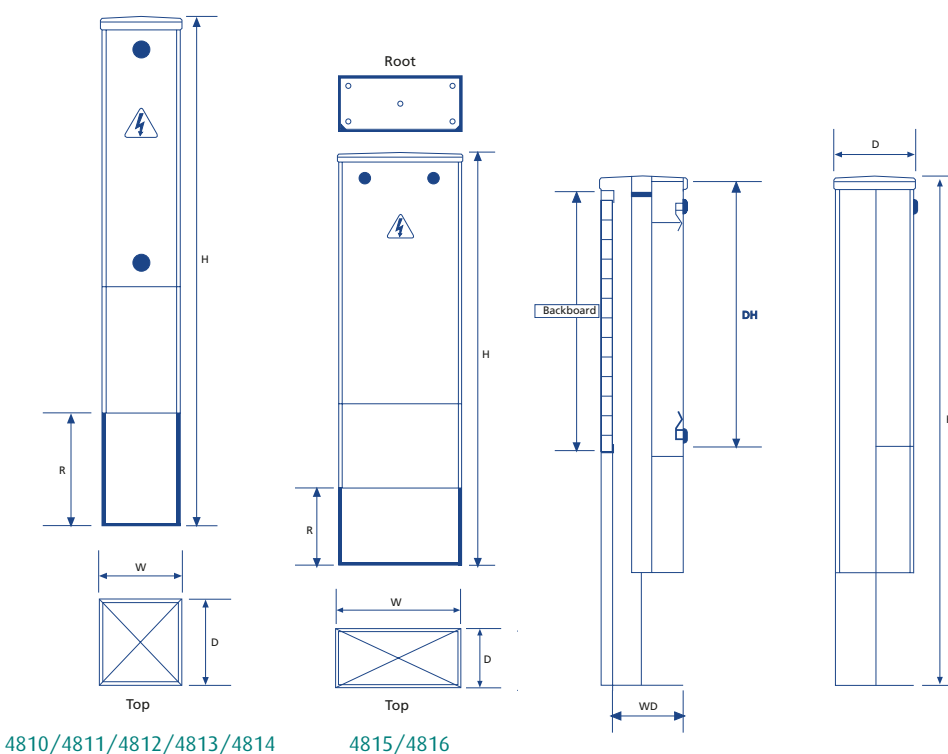
Ref.	Thickness
3	3mm

\*At manufactures discretion

**options**

Ref.	Description
PW*	Pre Wired
SL*	Special Locks
SS	Stainless Steel

\*State Components or Lock type required  
(See Feeder Pillar Accessory page 40)





# fortress single door

The Fortress Single Door pillars are available in 6 sizes in both mild and stainless steel. Mild steel variants can be obtained in two panel thicknesses with a choice of a hot dip galvanised finish or hot dip galvanising followed by paint.



When ordering stainless steel versions, the customer is free to specify the grade and finish required. Further options can be selected from the list overleaf and should be specified at the time of order.

## Specification

Long life solid stainless steel hinge blocks on all versions  
Vandal resistant fully flush hinges  
Two tri-head locks fitted as standard  
Backboard made from 18mm treated exterior grade plywood  
Detachable roof  
'Danger' warning label fitted in door recess

Detachable root section finished in bitumen enriched paint  
Earth lead between pillar body and door  
High quality UV resistant paint to an average thickness of 60 microns  
Door seal to IP65

## Options

Customer specification  
pre-wired solutions available  
Other colours / labels available to special order  
Optional G2A Highways Agency paint specification

# fortress single door

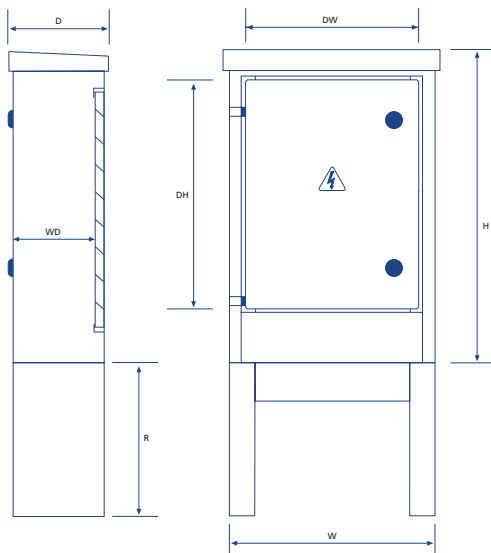
## selection chart

### Dimensions (mm)

Pillar size code	05	06	08	09	10	12
Height (H) above ground	791	636	836	1088	1194	1294
Root Section (R)	350	300	300	350	350	350
Width (W)	310	400	600	661	800	1100
Depth (D)	220	180	250	281	350	400
Door Opening Height (DH)	585	410	610	860	907	1007
Door Opening Width (DW)	200	300	500	550	700	1000
Working Depth (WD)	170	155	225	225	325	375
Backboard Size (WxH)	650x300	390x475	590x675	640x930	790x975	1080x1075
Weight (Kg) (3mm thickness)	36	42.5	71.5	84	108	142

The ordering code consists of 4 sections

pillar size (mm)		material type		nominal material thickness*		options	
Ref.		Ref.		Ref.		Ref.	
05	H=791 W=310 D=220	HDG	Hot Dip Galvanised	2.5	2.5mm Stainless Steel	A	Internal Gland Plate
06	H=636 W=400 D=180	HDP	Hot Dip Galvanised and Painted (Grey as standard) Other colours available on request	3	3mm	B	In fill panel for root section (standard colour: black)
08	H=836 W=600 D=250			5	5mm	D	Yale Lock
09	H=1088 W=661 D=281	304	304 grade stainless steel	*At manufactures discretion		E	Hasp and Staple
10	H=1194 W=800 D=350	30P	304 grade painted finish			G	Heater Kit
12	H=1294 W=1100 D=400	30L	304 grade grit finish			H	13 Amp Socket Kit
		3CP	3CR12 painted finish			I	Lighting Kit
		316	316 grade stainless steel			J	Document pocket inside door
		31P	316 grade painted finish			SS	Stainless Steel
		31S	316 grade polished finish			S	If "S" Special requirement is selected, a full description with diagrams and specification must be provided
		31L	316 grade grit finish				



Anti vandal lock available  
(See Feeder Pillar Accessory page 40)

# fortress double door



A total of 9 sizes make up the Fortress Double Door pillar family. Retaining all the features of the single door variants, the double door pillars open up to give full access to the cabinet interior without the impedance of a central divider.

As with the single door products, the mild steel double door types can be obtained in two panel thickness with a hot dip galvanised finish or hot dip galvanising followed by paint.

When ordering stainless steel versions, the customer can specify the grade and finish required although only one thickness is available.

## Specification

Long life solid stainless steel hinge blocks on all versions

Three vandal resistant fully flush hinges per door

Two Lucy wedge locks fitted as standard

Backboard made from 18mm treated exterior grade plywood

Detachable roof with lifting hooks on pillar body

'Danger' warning label fitted in door recess

Detachable roof section finished in bitumen enriched paint

Earth lead between pillar body and door

High quality UV resistant paint to an average thickness of 60 microns

Door seal to IP65

## Options

Customer specification pre-wired solutions available

Other colours / labels available to special order

Optional G2A Highways Agency paint specification

[www.lucyzodion.com](http://www.lucyzodion.com)

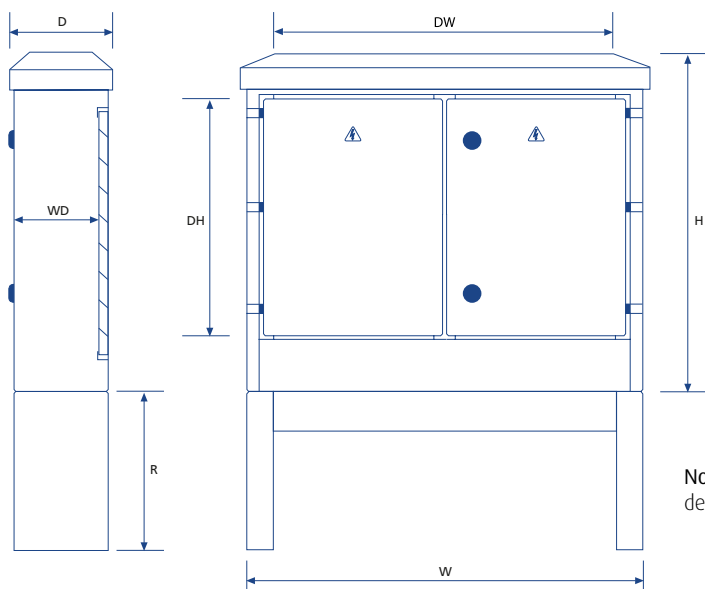


### Dimensions (mm)

Pillar size code	14	16	18	20	22	24	26	28	30
Height above Ground (H)	1300	1300	1300	1300	1600	1600	1600	1600	1600
Root Section (R)	380	380	380	380	380	380	380	380	380
Width (W)	1250	1500	1750	2000	1250	1500	1750	2000	2250
Depth (D)	450	450	450	450	450	450	450	450	450
Door Opening Height (DH)	980	980	980	980	1280	1280	1280	1280	1280
Door Opening Width (DW)	1148	1398	1648	1898	1148	1398	1648	1898	2148
Working Depth (WD)	375	375	375	375	375	375	375	375	375
Backboard Size (WxH)	1225x1085	1475x1085	1725x1085	1975x1085	1225x1385	1475x1385	1725x1385	1975x1385	2225x1385
Weight (Kg) (thickness 3mm)	176	202	234	266	201	231	269	305	343

The ordering code consists of 4 sections

pillar size (mm)		material type		nominal material thickness*		options	
Ref.		Ref.		Ref.		Ref.	
14	H=1300 W=1250 D=450	HDG	Hot Dip Galvanised	2.5	2.5mm Stainless Steel	A	Internal Gland Plate
16	H=1300 W=1500 D=450	HDP	Hot Dip Galvanised and Painted (Grey as standard) Other colours available on request	3	3mm	B	In fill panel for root section (standard colour: black)
18	H=1300 W=1750 D=450			5	5mm	D	Yale Lock
20	H=1300 W=2000 D=450	304	304 grade stainless steel	*At manufactures discretion		E	Hasp and Staple
22	H=1600 W=1250 D=450	30P	304 grade painted finish			G	Heater Kit
24	H=1600 W=1500 D=450	30L	304 grade grit finish			H	13 Amp Socket Kit
26	H=1600 W=1750 D=450	3CP	3CR12 painted finish			I	Lighting Kit
28	H=1600 W=2000 D=450	316	316 grade stainless steel			J	Document pocket inside door
30	H=1600 W=2250 D=450	31P	316 grade painted finish			SS	Stainless Steel
		31S	316 grade polished finish			S	If "S" Special requirement is selected, a full description with diagrams and specification must be provided
		31L	316 grade grit finish				



**Note** Lifting lugs provided are only designed to lift the pillar shell.

Anti vandal lock available  
(See Feeder Pillar Accessory page 40)

This latest addition to the Lucy family of pillars is based on a modular format where the cabinet width increases in increments of 100 or 150mm. Six popular sizes are offered with the same material and paint choices as the Fortress pillars. Alternative specification products can be obtained either from the list below or via the Sales Department if a bespoke item is required.



## Specification

Long life solid stainless steel hinge blocks on all versions

Vandal resistant fully flush hinges

Two tri-head locks fitted as standard

Backboard made from 18mm treated exterior grade plywood

'Danger' warning label fitted in door recess

Detachable root section finished in bitumen enriched paint

Earth lead between pillar body and door

High quality UV resistant paint to an average thickness of 60 microns

Door seal to IP65

Ground level marked

## Options

Customer specification pre-wired solutions available

Other colours / labels available to special order

Optional G2A Highways Agency paint specification

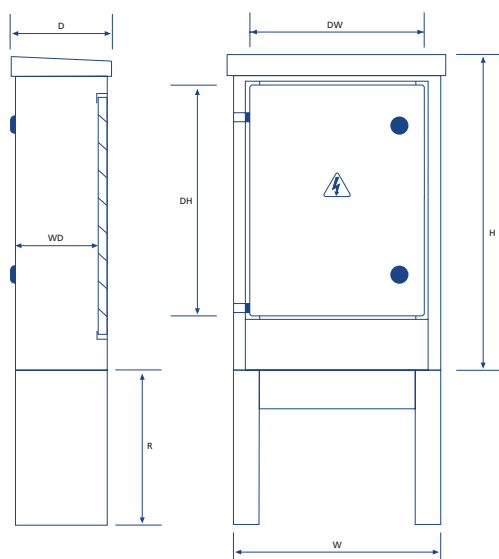
## Dimensions (mm)

Pillar size code	SL01	SL02	SL03	SL04	SL05	SL06
Height (H) above ground	800	950	1093	1100	1150	1150
Root Section (R)	300	300	300	300	300	300
Width (W)	250	350	450	550	650	800
Depth (D)	160	235	260	275	300	325
Door Opening Height (DH)	590	740	740	840	940	940
Door Opening Width (DW)	149	249	349	449	549	699
Working Depth (WD)	106	181	206	221	246	271
Backboard Size (WxH)	240x765	340x915	440x915	540x1015	640x1115	790x1115

The ordering code consists of 4 sections

pillar size (mm)		material type		nominal material thickness*		options	
Ref.		Ref.		Ref.		Ref.	
SL01	H=800 W=250 D=160	HDG	Hot Dip Galvanised	3	3mm	D	Yale Lock
SL02	H=950 W=350 D=235	HDP	Hot Dip Galvanised and Painted (Grey as standard) Other colours available on request	* At manufactures discretion		E	Hasp and Staple
SL03	H=1093 W=450 D=260	304	304 grade stainless steel			G	Heater Kit
SL04	H=1100 W=550 D=275	30P	304 grade painted finish			H	13 Amp Socket Kit
SL05	H=1150 W=650 D=300	30L	304 grade grit finish			I	Lighting Kit
SL06	H=1150 W=800 D=325	3CP	3CR12 painted finish			J	Document pocket inside door
		316	316 grade stainless steel			SS	Stainless Steel
		31P	316 grade painted finish			S	If "S" Special requirement is selected, a full description with diagrams and specification must be provided
		31S	316 grade polished finish				
		31L	316 grade grit finish				

Anti vandal lock available  
(See Feeder Pillar Accessory page 40)





# heritage cast iron

Still a popular choice, Heritage Cast Iron pillars offer unrivalled longevity of service in a massively robust structure. Cast iron street furniture is increasingly being specified in urban areas to preserve architectural character and maintain the coveted listed status that certain sites enjoy.



**Seven widths are offered in two different heights.**

Size 30 is fitted with a single left-hand opening door whilst the remainder are double door equipped. Customers are able to choose special options from a list (see below) which includes doors fitted back and front and non standard colours.

## Specification

Pillar cap and sides cast in close grain grey iron to BS 1452, grade 180

All pillar components receive a zinc phosphate resin treatment followed by a final coat of polyurethane paint in dark Admiralty grey (RAL 7012) or Hollybush green (RAL 6028)

Doors and back panels are fabricated from 4mm nominal thickness special chrome enriched steel

IP3L3 rating

Sets of zinc pre-coated steel in-fill panels available for fitting to root when mounted above ground

Doors can be fitted back and front if required with a centre mounted backboard offering dual entry/security i.e. for REC and Local Authority access

15mm marine ply backboard standard fitment

Two wedge locks with security covers

Removable doors with latching stays

Lucy anti-condensation vented cap

Lifting lugs (for lifting non-equipped cabinets only)

# heritage cast iron

## selection chart

### Dimensions (mm)

Pillar size code		30	38	42	46	54	58	66
A	Width of Pillar Roof (RW)	835	1045	1146	1248	1452	1553	1756
B	Ground Fixing Centres (Bolt on root only)	476	686	787	889	1092	1194	1397
C	Ground Fixing Centres (Shell only)	724	934	1035	1137	1340	1442	1645
D	Min. distances required to open door	486	452	503	554	655	706	808
E	Internal Width	762	972	1073	1175	1378	1480	1683
	Backboard Width	686	896	997	1099	1302	1404	1607

Approx. Empty Weight (Kg)		30	38	42	46	54	58	66
Highline		280	315	332	360	398	415	440
Lowline		241	279	292	318	343	368	394

### Note

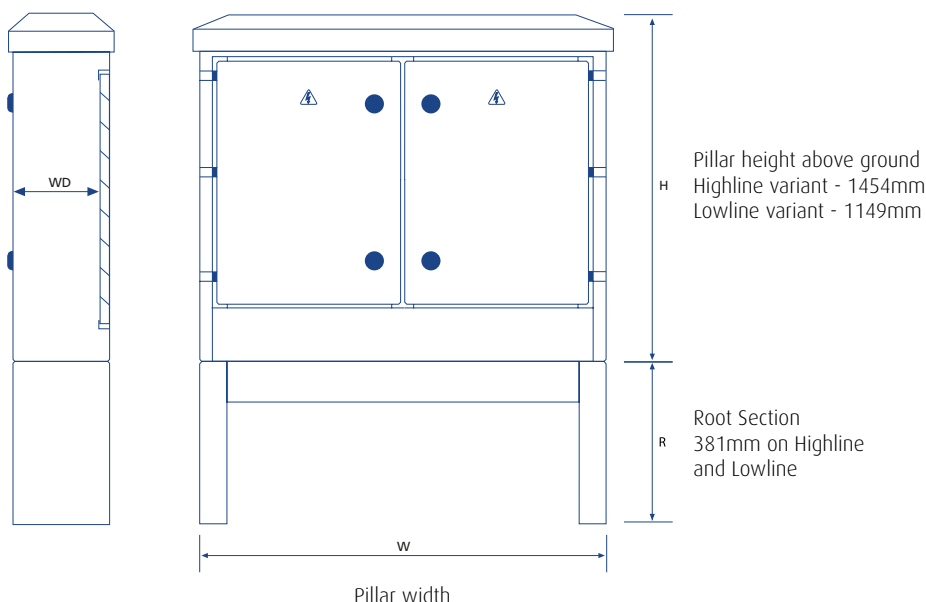
1. Highline & Lowline dimensions A to D are common.
2. Pillar 30 single door hinged from left hand side.
3. Internal working depth (WD) from backboard = 353mm. (461mm external depth)
4. Backboard height: Highline = 1185mm Lowline = 880mm.

The ordering code consists of 3 sections

pillar height above ground (H)		pillar width (body) (W)		options	
Ref.		Ref.		Ref.	
H	Highline H=1454mm	22	582mm	A	Green Colour
L	Lowline H=1149mm	30	785mm	B	In fill panel for root section
		38	995mm	C	Bar Lock
		42	1096mm	D	Yale Lock
		46	1198mm	F	Alternative Paint Colour
		54	1402mm	G	Heater Kit
		58	1503mm	H	13 Amp Socket Kit
		66	1706mm	I	Lighting Kit
		70	1808mm	S	If "S" Special requirement is selected, a full description with diagrams and specification must be provided

### Options

- In-fill/apron plate
- Yale lock or bar lock
- Alternative paint finishes to British Standards
- Interior light, heater with thermostat
- Pre-equipped backboard according to Customer specification with factory test certificate
- G2A Highways Agency paint specification



# fortress and heritage pillars



Lucy zodion has a wealth of experience in the manufacture of pre-wired l.v. distribution and control equipment ranging from simple group switched circuits to full cascading timer control systems. Building on its success in the street lighting and general electrical contractor market, lucy zodion has won orders to supply pre-wired pillars to market segments such as;

- Airports
- Motorway applications
- CCTV power supplies
- Docks
- Private developments
- MOD
- Car park lighting
- Water Utilities
- Railways
- Power Stations
- Telecommunications
- Pharmaceutical installations
- Temporary generator hook ups



As part of the bespoke pre-wired service, Lucy Zodion can, if required, propose delivery options where the pillar shells are supplied separate from the equipped backboards to enable the first fix to occur without the valuable backboard being on site.

The Design office is fully equipped with the latest CAD and electrical design software to facilitate a fast design service. All pre-wired solutions are built in-house and each system is fully checked, tested and certified to the latest standards before it leaves the factory.

## Control equipment to suit your requirements

- Single and three phase control/distribution systems
- Analogue, digital or solar timer controls
- Contactor/relay systems
- Photocell systems with override facilities
- General purpose and custom design distribution boards
- MCB, RCD, RCBO, BS88 fused protection solutions
- Cable termination options
- Anti-condensation heater options with tamperproof thermostat control
- Low energy pillar lighting using fluorescent lighting which can have battery back-up for emergency situations
- RCBO protected domestic and industrial sockets

## Specification

### Choice of enclosure materials:

- Galvanised mild steel nominal thickness 3mm or 5mm
- Stainless steel nominal thickness 2.5mm
- Cast iron
- GRP

Door seal to IP 65

Backboard made from 18mm thick exterior grade plywood

Earth lead supplied from pillar body to door

'Danger' warning label fitted in a recess in the door

Fast and efficient Design Service

Pillar can be supplied without backboard to allow on-site installation

Full layout and circuit drawings available on request

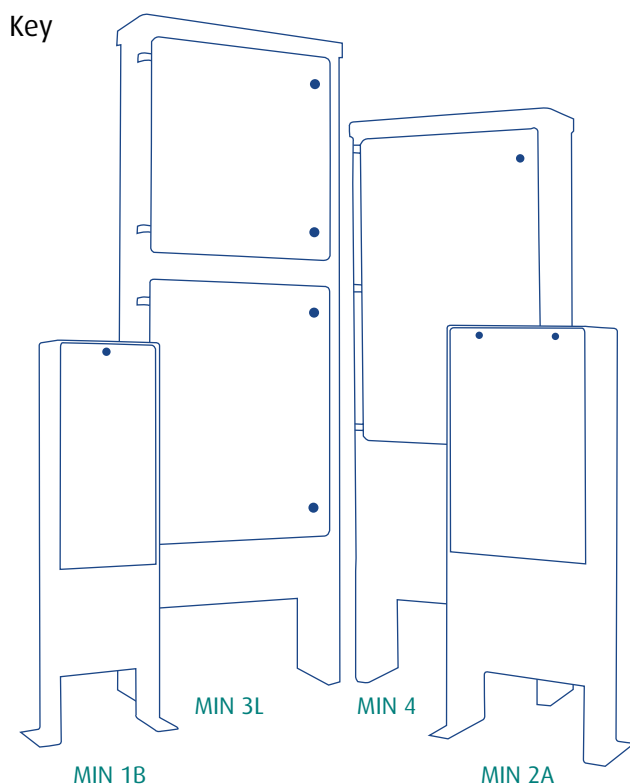
## Over Voltage Protection

With the ever increasing use of electronic control componentry, the vulnerability of certain types of modern lighting systems has become an issue. Lucy Zodion can offer packages that give protection against spikes and surges caused by lightning strikes and switch transients. In addition, Lucy Zodion is able to offer advice on class 1 and 2 protection.

## custom pillars

Designed at the outset to a specific customer requirement, these pillars have found a greater range of applications across a wider variety of sectors than was originally planned. Using the same high quality materials as the standard product derivatives, the Custom pillars offer practical solutions to onerous demands for the packaging of electrical command and control equipment.





## Dimensions (mm)

	MIN 1B	MIN 2A	MIN 3S	MIN 3L	MIN 4
Height	605	670	1287	1538	1313
Root Section	360	360	350	325	325
Width	265	385	530	600	600
Depth	160	220	290	220	220
Door Opening Height (Upper/Lower)	517	527	560/365	520/650	810
Door Opening Width (Upper/Lower)	224	329	420/420	490/490	498
Working Depth	116	176	237	163	165
Backboard Size (HxW) (Upper/Lower)	538x245	605x350	564x515/398x480	525x590/660x515	1000x500
Weight (Kgs)	22	20	70	110	86

## Specification

Hot dip galvanised to BS EN ISO1461

Backboard made from 18mm thick exterior grade plywood

Nominal 3mm or 5mm mild steel construction

M8 tri-head locks

Recessed stainless steel hinges

Root finished in bitumen rich paint

Alternative finishes available



# special pillars

## Special engineered low voltage distribution systems

Over the last few years lucy zodion has built up a reputation for providing innovative and cost effective low voltage distribution systems. The design team are always happy to advise and help with any requirements you may have.



These systems can be anything from a simple industrial socket pillar up to a 1600 amp generator hook-up pillar. Each pillar is individually designed to suit the specification/customer requirements and the design team will take into account the incoming and outgoing cable types and sizes to ensure that the systems being delivered can be installed and functioning as quickly as possible.

Lucy zodion now supply bespoke low voltage distribution systems to the following sectors:  
**Sports stadiums including Olympic venues. MOD sites both in the UK and abroad. Chemical Plants, Hospitals, Shopping Centers, Airports and Market Places.**



Date \_\_\_\_\_ Initial Ref \_\_\_\_\_

## Project Details

Project Title \_\_\_\_\_

Customer \_\_\_\_\_

## Customer

## Contact Details

\_\_\_\_\_

## Electrical Specification

DNO/REC Equipment \_\_\_\_\_ DNO/REC Space Required \_\_\_\_\_

Incoming Supply: 1ph ☐ 3ph ☐ Cable Size/Type \_\_\_\_\_

Incoming Isolation: SW/Fuse ☐ SW/Disconnect ☐ None ☐ Rating \_\_\_\_\_ A

Distribution Board Type: Single Phase ☐ Three Phase ☐ None ☐

Distribution Board Notes \_\_\_\_\_

No. of Outgoing Ways \_\_\_\_\_ Type: SP ☐ TP ☐

Outgoing Way Protection Devices \_\_\_\_\_

No. of BS88 Fuses \_\_\_\_\_ No. of RCBO's \_\_\_\_\_ No. of MCB's \_\_\_\_\_ Other \_\_\_\_\_

Are outgoing terminals required: Yes ☐ No/Direct Connect to Distribution Board ☐

Outgoing Cables Sizes \_\_\_\_\_

## Group Switching

Time Clock: Normal ☐ Solar ☐ Analogue ☐ Digital ☐ | Notes \_\_\_\_\_

Contractor Control: Incoming Supply ☐ Outgoing Ways ☐ | Notes \_\_\_\_\_

Number of outgoing ways switched: | Notes \_\_\_\_\_

Override Switch: Yes ☐ No ☐ | Notes \_\_\_\_\_

## Pillar Extras

Light ☐ RCD Socket ☐ Heater ☐ Normal Stat ☐ T/Proof Stat ☐

Commando Sockets ☐ DC Immune RCD ☐ Cat Flap ☐

Notes \_\_\_\_\_

## Pillar Details

Min Size: H \_\_\_\_\_ W \_\_\_\_\_ D \_\_\_\_\_ Max Size: H \_\_\_\_\_ W \_\_\_\_\_ D \_\_\_\_\_

Notes \_\_\_\_\_

Lucy type if known \_\_\_\_\_

## General Notes

E pwp@lucyzodion.com F +44 (0) 1 8 4 4 2 6 7 3 3 4 T +44 (0) 1 8 4 4 2 6 7 3 3 3

# feeder pillar accessories

## locks

Lucy zodion supplies standard locks with its pillars which are suitable for most applications. However, there are instances where enhanced security or anti-vandal locks are required and these may be selected from the options list relative to the pillar in question.

### Standard fitment locks



#### Tri Head / 'O' Lock

Used on steel Mini and Single Door pillars. Both locks are interchangeable.



#### Fortress wedge locks

Fitted to Fortress feeder pillars.



#### Heritage wedge locks

Different variant of the above wedge lock for the Heritage pillar.

### Optional fitment locks



#### Yale Locks

Can be fitted to the Fortress and Heritage pillars.



#### Bar Locks

Suitable for the Heritage pillars only.



Examples of anti-vandal locks available from Lucy zodion

#### Anti-vandal Locks

Lucy zodion is able to offer a number of anti-vandal locks to fit Fortress and Heritage pillars. Please refer to our Sales Office for specific details.



#### Hasp and Staple Padlock

Can be fitted to Single and Double door Fortress pillars.



THORNE &  
**DERRICK**  
INTERNATIONAL

Thorne & Derrick

+44 (0) 191 410 4292

[www.powerandcables.com](http://www.powerandcables.com)



---

Vizion® is a registered trademark of Lucy zodion Ltd