
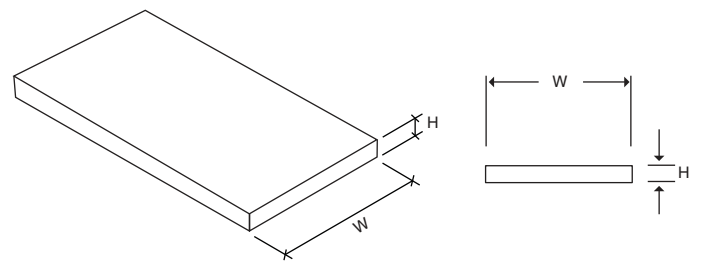


**Bare Hard Drawn Copper Bars**




Size W x H mm	C.S.A. mm <sup>2</sup>	Weight per Metre kg	Standard Length m	Part Number
20 x 3	60	0.53	4	HD 2003
25 x 3	75	0.67		HD 2503
25 x 4	100	0.89		HD 2504
25 x 6	150	1.33		HD 2506
38 x 6	228	2.03		HD 3806
50 x 6	300	2.68		HD 5006
75 x 6	450	4.02		HD 7506
100 x 5	500	4.48		HD 10005
100 x 6	600	5.38		HD 10006

**Material:** Copper to BS EN 12163 (formerly BS 2874).



**Tinned Hard Drawn Copper Bars**



Size W x H mm	C.S.A. mm <sup>2</sup>	Weight per Metre kg	Standard Length m	Part Number
25 x 3	75	0.67	4	HDT 2503
25 x 6	150	1.33		HDT 2506
50 x 6	300	2.68		HDT 5006

**Material:** Copper to BS EN 12163 (formerly BS 2874).

