



Legend™ 2-Part Labelling System – Thermal Labels

With the Silver Fox 2-part labelling system you can make changes in seconds with no need to cut and re-terminate the wire. Simply remove the label from the tubing and pull through a new label.

A really easy and fast way of producing wire markers using the Silver Fox Fox-in-a-Box® DTP-1/300 thermal printer. Tubing is available in various sizes depending on the diameter of the cable, whatever the size, it still takes the same label. Additionally, the tubing and matching labels are available in three sizes; 20mm, 30mm and 50mm. The longer the label, the more characters that can be printed.

TESTING




Test	Method
Moisture Resistance	MIL-STD-202G Method 106G
Low Temperature 72 hours @ -40°C	MIL-STD-810F Method 502.4
High Temperature 500 hours @ 70°C	MIL-STD-202G Method 108A
Hydrogen Sulphide	H2S Sour Gas Exposure (2% H2S)
UV Weathering 500 hours*	ISO 4982 Part 3 Method A Cycle 1
Salt Mist Spray	IEC60068-2-52 Test Kb Salt Mist (Cyclic)

* Limited external applications generally away from direct sunlight but may be suitable in control boxes etc. Labels generally for internal use such as, control rooms, power stations, substations etc.

TECHNICAL DATA

Printing method:	DTP-1 Printer
Thermal Ribbon:	TSR3
Material:	Polypropylene
Colours:	White
RoHS:	Yes
Reach:	Yes

HOW IT WORKS

STEP 1	STEP 2	STEP 3
		
Slide the tubing onto the cable/wire	Pull the printed label through the tubing	Tear/cut off tail



Legend™ 2-Part Labelling System – Thermal Labels

Additional Information

- Easy to use and apply
- Use with thermal or laser 2-part labelling system labels
- Choice of 3 lengths; 20mm, 30mm, 50mm
- Wide range of diameters from OD Ø 1.2mm to 14mm
- Because of this special design it is possible to slide the blank tubing onto the wire prior to termination. The label can then be inserted at any time during or after termination.

ORDER INFORMATION

Product Code	Label Dims (mm)	Labels Per Roll	Rolls per Pack	Labels per pack	Colour
L6/20T	20 x 5	5000	1 Roll	5000	○
L6/30T	30 x 5	5000	1 Roll	5000	○
L6/50T	40 x 5	5000	1 Roll	5000	○



STORAGE INSTRUCTIONS

Storage Instructions	Store between 50°F (10°C) and 77°F (25°C)
Conditions	Keep in dark conditions
Humidity Resistance	35% to 65% RH

Disclaimer: The information contained in this datasheet is based on data we believe to be reliable and is given for information only and without guarantee and does not constitute a warranty. We are not able to anticipate every set of conditions, so always suggest that users should also satisfy themselves as to the suitability of our products for their particular environment and application and not make any assumptions based on information in this data sheet that is included or omitted. This datasheet supersedes any previous information/datasheet released and is subject to change without notice.