

Cable protection overview

Our cable protection range of products has been used extensively for rail, highways, housing developments, commercial, retail and industrial infrastructure applications.



Applications

We offer a full range of cable protection systems for:

- Power
- Motorway Communications
- Lighting
- Utilities
 - Gas
 - Water
 - Telecommunications
 - Traffic signalling
 - Cable television
 - PVCu specification

Cable protection range

Reflecting our expertise in protecting crucial power, lighting and communications cabling, our UK-manufactured range of pipes are certified to British and European standards and conform to industry standards such as ENATS 12-24, the Electrical Supply Industry Specification for Cable Protection. With over 1,000 tried and tested products to choose from, we provide the largest range of cable protection systems for almost any application.



(Network Rail Parts and Drawing Systems (PADS) Approved).
Certificate number: PA05/05875
Approved Ridgiduct and Ridgicoil can be used in conjunction with Under Track Crossing (UTX) chambers, manufactured from Ridgistorm-XL.

Contents

SECTION 9	Cable protection
Cable protection overview	110 - 111
Power - Class 1	112 - 113
Power - Class 2	114
Power - Class 3	115
Ridgicoil power and power accessories	116 - 117
General purpose power	118 - 119
Motorway communications	120 - 123
Lighting	123 - 127
Utilities	128 - 133
Installation advice	134 - 135

Power

Polypipe is the UK's leading supplier to the power and utilities industry and is an approved manufacturer for many Distribution Network Operator (DNO) companies. Our products include cable protection that complies with ENATS 12-24 Classes 1, 2 and 3, as well as above ground solutions such as cable guards and hockey sticks.

Power - Class 1

Ridgiduct Power HV

Manufactured from polypropylene, Ridgiduct Power HV offers a stiff yet flexible twinwall structured cable protection system, which complies fully with ENATS 12-24 Class 1 specification. It is available with a black outer and red inner as standard, but can also be manufactured with a red outer and red inner.



Ridgiduct Power HV key benefits

- Complies with ENATS 12-24 Class 1 specification, 450N compressive strength at 75°C
- Complies with BS EN 61386-24:2010, Type 750N, normal duty impact resistance
- Suitable for use with high voltage, XLPE sheathed cables
- IP4X rated system, protection against ingress of solid foreign objects
- Available with red inner wall and either a black or red outer wall for increased identification
- Supplied with an integral coupling
- Manufactured from polypropylene
- Full range of fittings and accessories available
- Low weight, flexible, durable and high strength



Ridgiduct Power HV bend

ID mm	OD mm	Length m	Colours	Code	Pack qty
100	118	2	B R	RBHV100X2 (B or R)▲	85
100	118	3	B R	RBHV100X3 (B or R)▲	85
100	118	6	B R	RBHV100X6 (B or R)	85
125	148	2	B R	RBHV125X2 (B or R)▲	46
125	148	3	B R	RBHV125X3 (B or R)▲	46
125	148	6	B R	RBHV125X6 (B or R)	46
150	178	2	B R	RBHV150X2 (B or R)▲	36
150	178	3	B R	RBHV150X3 (B or R)▲	36
150	178	6	B R	RBHV150X6 (B or R)	36

Available in black (B) or red (R). Please specify with order.
 ▲ Red (R) and black (B) are both made to order and subject to lead times.
 Note: Not a sealed system. Where a sealed system is required, our PVCu Power HV Duct with sealed joints tested to BS EN 1277, should be considered. See page 113 for further information.

Nominal size mm	Bend radius m	Angle	Colours	Code	Pack qty
100	3.9	11.25°	B R	RBHVB100X11X3.9 (B or R)▲	1
100	3.9	22.5°	B R	RBHVB100X22X3.9 (B or R)▲	1
100	1.2	45°	B R	RBHVB100X45X1.2 (B or R)▲	1
100	1.2	90°	B R	RBHVB100X90X1.2 (B or R)▲	1
125	3.9	11.25°	B R	RBHVB125X11X3.9 (B or R)▲	1
125	3.9	22.5°	B R	RBHVB125X22X3.9 (B or R)▲	1
125	1.2	45°	B R	RBHVB125X45X1.2 (B or R)▲	1
125	1.2	90°	B R	RBHVB125X90X1.2 (B or R)▲	1
150	3.9	11.25°	B R	RBHVB150X11X3.9 (B or R)▲	1
150	3.9	22.5°	B R	RBHVB150X22X3.9 (B or R)▲	1
150	1.2	45°	B R	RBHVB150X45X1.2 (B or R)▲	1
150	1.2	90°	B R	RBHVB150X90X1.2 (B or R)▲	1

Available in black (B) or red (R). Please specify with order.
 ▲ Red (R) is made to order and subject to lead times.

Ridgiduct Coupling

ID mm	Code	Pack qty
100	RBC100	10
125	RBC125	10
150	RBC150	10

Trefoil Clip

Suitable for use with both Ridgiduct Power HV duct lengths and bends, the polypropylene Trefoil Clip is designed to support duct arrangement during installation and burial, ensuring consistent spacing of duct lengths and bends.

Ridgiduct Power HV Trefoil Clip

Diameter mm	Colour	Code	Pack qty
100	B	RBTC100	10
125	B	RBTC125	10
150	B	RBTC150	10

PVCu Power HV

PVCu Power HV is a single wall cable protection system which fully complies with ENATS 12-24 Class 1 specification. Available for both unsealed and sealed systems, with sealed joints tested to BS EN 1277, it is suitable for high, medium and low voltage applications. It is available in black as standard, but can also be manufactured in red.

PVCu Power HV Duct

Nominal wall thickness mm	ID mm	OD mm	Length m	Colour	Code	Pack qty
UNSEALED						
4.1	102	110	6	B	SD7110X6BNS	95
5.2	150	160	6	B	SD7160X6BNS	46
4.1	102	110	6	R	SD7110X6RNS	95
5.2	150	160	6	R	SD7160X6RNS	46
SEALED						
4.1	102	110	6	B	SD7110X6BSPE▲ & UG402B▲	95
5.2	150	160	6	B	SD7160X6BSPE▲ & UG602B▲	46
4.1	102	110	6	R	SD7110X6RSPE▲ & UG402B▲	95
5.2	150	160	6	R	SD7160X6RSPE▲ & UG602B▲	46

▲ Made to order and subject to lead times. Please order duct and coupling together to make a sealed system.

PVCu Power HV Bends

Nominal size mm	Bend radius m	Angle	Colours	Code	Pack qty
110	3.9	11.25°	B R	SDB7110X11X3.9 (B or R)▲*	1
110	3.9	22.5°	B R	SDB7110X22X3.9 (B or R)▲*	1
110	1.2	45°	B R	SDB7110X45X1.2 (B or R)▲*	1
110	1.2	90°	B R	SDB7110X90X1.2 (B or R)▲*	1
160	3.9	11.25°	B R	SDB7160X11X3.9 (B or R)▲*	1
160	3.9	22.5°	B R	SDB7160X22X3.9 (B or R)▲*	1
160	1.2	45°	B R	SDB7160X45X1.2 (B or R)▲*	1
160	1.2	90°	B R	SDB7160X90X1.2 (B or R)▲*	1

Available in black (B) or red (R). Please specify with order.
 ▲ Red (R) is made to order and subject to lead times. *For sealed bends, please add the prefix 'S' to the end of the code. Bends for a sealed system are plain ended and bends for an unsealed system are single socketed.

ENATS
(12-24)



Ridgiduct coupling



Trefoil Clip

ENATS
(12-24)



PVCu Power HV Duct

PVCu Power HV key benefits

- Complies with ENATS 12-24 Class 1 specification, 450N compressive strength at 75°C
- Complies with BS EN 61386-24:2010, Type 750N, normal duty impact resistance
- IP47 rated system (watertight up to 1 metre) for sealed systems, otherwise IP4X
- 6m lengths as standard (other lengths available on request)
- Standard markings - Electrical Cable Duct (other markings available on request)

ENATS
(12-24)



PVCu Power HV bend

All dimensions provided are nominal.

Power - Class 2

Ridgiduct Power

Ridgiduct is a twinwall system, specifically engineered to provide a light, yet robust solution for cable protection. Ridgiduct is manufactured from high density polyethylene (HDPE) and the resulting stiff, yet flexible, twinwall structure easily outperforms alternative products.

Ridgiduct Power key benefits

- Complies with ENATS 12-24 Class 2 specification 450N compressive strength at 50°C
- Complies with BS EN 61386-24:2010, Type 750N, normal duty impact resistance
- A preferred choice for many distribution network operator (DNO) companies
- Network Rail PADS approved
- Supplied with an integral coupling
- IP4X rated system, protection against ingress of solid foreign objects
- Low weight, flexible, durable and high strength
- Good impact resistance, even at low temperatures
- Available in an alternative twinwall split duct form for easy installation around existing cables with minimal change in strength



Ridgiduct bend



Ridgiduct coupling

ENATS
(12-24)

ENATS
(12-24)

Network Rail
PA05/05875

Ridgiduct Power Duct				
ID mm	OD mm	Length m	Code	Pack qty
100	118	2	RB100X2*	85
100	118	3	RB100X3*	85
100	118	6	RB100X6*	85
125	148	2	RB125X2	46
125	148	3	RB125X3	46
125	148	6	RB125X6	46
150	178	2	RB150X2*	36
150	178	3	RB150X3*	36
150	178	6	RB150X6*	36
225	267	6	RB225X6PE ▲*	14
300	354	6	RB300X6PE ▲*	9

▲ Made to order and subject to lead times. Supplied plain ended, please order couplings and seals separately. *A sealed system can be achieved using Ridgidrain sealing rings and/or couplings, please see page 23.

Ridgiduct Double Socket Bends				
Nominal size mm	Bend radius m	Angle	Code	Pack qty
100	2.4	11.25°	RBB100X11X2.4*	1
100	2.4	22.5°	RBB100X22X2.4*	1
100	0.45	45°	RBB100X45X0.45*	1
100	0.45	90°	RBB100X90X0.45*	1
125	2.4	11.25°	RBB125X11X2.4	1
125	2.4	22.5°	RBB125X22X2.4	1
125	0.61	45°	RBB125X45X0.61*	1
125	0.61	90°	RBB125X90X0.61*	1
150	2.4	11.25°	RBB150X11X2.4	1
150	2.4	22.5°	RBB150X22X2.4	1
150	0.61	45°	RBB150X45X0.61*	1
150	0.61	90°	RBB150X90X0.61*	1

Sealed Ridgiduct bends are available for 100 & 150mm duct.

*Bend radius compliant with ENATS 12-24.

Manufactured from PVCu.

Ridgiduct Coupling		
ID mm	Code	Pack qty
100	RBC100	10
125	RBC125	10
150	RBC150	10
225	CRD225*	7
300	CRD300*	3

*225mm and 300mm couplings are from the Ridgidrain range.

Note: If the system is required to be watertight, then couplings will be required from the Ridgidrain range. For single socket fixed bellmouths and end caps, please see page 127.

Power - Class 3

Polyduct Power

Polyduct Power is manufactured from medium density polyethylene (MDPE) and is an ENATS 12-24 Class 3 specification product, available in coiled lengths. It has exceptional durability and can be used for either open trench or trenchless applications.


ENATS
(12-24)

Polyduct Power

Polyduct Power Duct				
ID mm	OD mm	Length m	Code	Pack qty
32	37	25	PD3237X25BEPE	1
32	37	50	PD3237X50BEPE	1
32	37	100	PD3237X100BEPE	1
38	44	25	PD3844X25BEPE	1
38	44	50	PD3844X50BEPE	1
38	44	100	PD3844X100BEPE	1
50	60	25	PD5060X25BEPE	1
50	60	50	PD5060X50BEPE	1

Polyduct Power key benefits

- Complies with ENATS 12-24 Class 3, 450N compressive strength at 23°C
- Complies with BS EN 61386-24:2010, Type 450N, normal duty impact resistance
- Available in 25m, 50m or 100m coils plain ended
- Flexibility of coil eliminates the needs for specialised bends
- High impact resistance


ENATS
(12-24)

Polyduct coupling

Polyduct Black Couplings			
ID mm	OD mm	Code	Pack qty
32	37	PDC32	1
38	44	PDC38	1
50	60	PDC50	1

Ridgiduct Power Duct (non-standard sizes)					
ID mm	OD mm	Length m	Code	Coupling code	Pack qty
94	110	6	RB94X6	RBC94	95

Note: Available as a sealed system using CRD94 couplings and SRD94 sealing rings.


ENATS
(12-24)

Ridgiduct Power Duct

Ridgicoil Power

Ridgicoil Power

Ridgicoil is a coiled twinwall cable protection duct, manufactured from polyethylene with an excellent impact resistance even at low temperatures. It has exceptional durability and flexibility, which eliminates the need for specialist bends. With a smooth bore, Ridgicoil has a low co-efficient of friction for ease of cable installation.

Network Rail

PA05/05875

Note: Sizes 63mm and 110mm only.



Ridgicoil Power key benefits

- Complies with BS EN 61386-24:2010, Type 450N, normal duty impact resistance
- Provides compressive strength 450N at 23°C, but not an ENATS 12-24 approved product
- Network Rail PADS approved
- Ease of use and transportation
- Can be used for trenchless applications
- Long coil lengths for reduced jointing
- Low weight high strength
- Factory installed polypropylene twine and coupling



Ridgicoil coupling



Ridgicoil seals

Network Rail

PA05/05875

Power - accessories



Ridgiduct bend

Ridgicoil Power Duct			
ID mm	OD mm	Length m	Code
31	40	50	RC40X50BE
40	50	50	RC50X50BE
50	63	50	RC63X50BE*
60	75	50	RC75X50BE
71	90	50	RC90X50BE
94	110	50	RC110X50BE*
140	160	25	RC160X25BE

Printed Electrical Cable Duct.
*Network Rail PADS approved.

Ridgicoil couplings & seals

Ridgicoil Couplings			Ridgicoil Seals		
OD mm	Code	Pack qty	OD mm	Code	Pack qty
40	RCC40	10	40	RCS40	10
50	RCC50	10	50	RCS50	10
63	RCC63*	10	63	RCS63*	10
75	RCC75	10	75	RCS75	10
90	RCC90	10	90	RCS90	10
110	RCC110*	10	110	RCS110*	10
160	RCC160	10	160	RCS160	10

*Network Rail PADS approved

Ridgiduct Black Long Radius Drawn Bends				
ID mm	Bend radius mm	Angle	Code	Pack qty
94mm	420	11.25°	RBDB94X11X0.42	10
	420	22.5°	RBDB94X22X0.42	10
	420	45°	RBDB94X45X0.42	7
	420	90°	RBDB94X90X0.42	7
100mm	420	11.25°	RBDB100X11X0.42	10
	420	22.5°	RBDB100X22X0.42	10
	420	45°	RBDB100X45X0.42	7
	420	90°	RBDB100X90X0.42	7
125mm	600	11.25°	RBDB125X11X0.6	7
	600	22.5°	RBDB125X22X0.6	7
	600	45°	RBDB125X45X0.6	4
	600	90°	RBDB125X90X0.6	3
150mm	610	11.25°	RBDB150X11X0.61	5
	610	22.5°	RBDB150X22X0.61	5
	610	45°	RBDB150X45X0.61	4
	610	90°	RBDB150X90X0.61	3

Ridgiduct Power Split Duct

ID mm	OD mm	Length m	Code	Pack qty
100	118	1	RB100X1S ▲	85
100	118	3	RB100X3S ▲	85
125	148	1	RB125X1S ▲	46
125	148	3	RB125X3S ▲	46
150	178	1	RB150X1S ▲	36
150	178	3	RB150X3S ▲	36

▲ Made to order and subject to lead times.

Ridgiduct Split Duct Fittings

Description	ID mm	Code	Pack qty
100mm Coupling	100	CRBS100	10
150mm Coupling	150	CRBS150	10

Ridgiduct to PVCu Connectors

Description	Code	Pack qty
SOCKET TO SPIGOT		
100mm Ridgiduct socket to 110mm PVCu spigot	ARD100110	10
150mm Ridgiduct socket to 160mm PVCu spigot	ARD150160	10
SOCKET TO SOCKET		
100mm Ridgiduct socket to 110mm PVCu socket	ARD100110 & UG401	10
150mm Ridgiduct socket to 160mm PVCu socket	ARD150160 & UG601	10

Cable Guard

Diameter inches	Diameter mm	Length ft	Code	Pack qty
0.75	19	10	CG002X10 ▲	25
1.0	25	10	CG003X10 ▲	25
1.5	38	10	CG004X10 ▲	10
2.0	50	10	CG005X10 ▲	10
2.5	64	10	CG006X10 ▲	10
3.0	80	10	CG007X10 ▲	5
4.0	100	10	CG008X10 ▲	5

▲ Made to order and subject to lead times.

Hockey Sticks

Utility provider	Size mm	Colour	Code	Pack qty
UK Power Networks	39	Black	HSPV020BLACK	25
SSE	38	Black	HSPV017SEBBLK	25
SSE	38	White	HSPV017WHITE	25
Western Power Distribution	37	White	HSPV016WHITE	25



Ridgiduct power split duct

Ridgiduct power split duct is mainly used as retrofit ducting for existing cables.



ARD150160



ARD100110



Cable guard



Hockey stick

All dimensions provided are nominal.

Power - General purpose (not ENATS compliant)

General Purpose Duct

General Purpose Duct is an integrally socketed duct manufactured from PVCu. It is a cost-effective alternative to higher specification systems for use in light and medium duty applications. The General Purpose Duct system also includes a range of bends, junctions, hockey sticks and end caps. The system is manufactured to traditional accepted dimensions, but does not meet the requirements of BS EN 61386-24:2010. General Purpose Duct is not suitable for Highways England applications and will require a better standard of installation than more robust systems for successful performance. For BBA HAPAS approved power ducting, [please see Ridgiduct Power on page 114](#).



General Purpose Duct					
OD inches	OD mm	Wall thickness mm	Length m	Code	Pack qty
2	54	1.5 - 1.7	6	GP2X6B	400
3	89	1.8 - 2.2	6	GP3X6B	144
4	114	1.8 - 2.1	6	GP4X6B	86
6	168	2.2 - 2.9	6	GP6X6B	36
8	206	3.2 - 3.6	6	GP8X6B	25

General purpose ducting lengths include integral socket.
Note: This product comes in colour grey to black for both pipe and fittings.
All sizes are nominal.



General purpose bend

General Purpose Bends					
Diameter inches	OD mm	Radius mm	Angle	Code	Pack qty
2	54	225	11.25°	GPB2X11 ▲	60
2	54	225	22.5°	GPB2X22 ▲	60
2	54	225	45°	GPB2X45	60
2	54	225	90°	GPB2X90	50
3	89	350	11.25°	GPB3X11 ▲	25
3	89	350	22.5°	GPB3X22 ▲	25
3	89	350	45°	GPB3X45	15
3	89	350	90°	GPB3X90	10
4	114	460	11.25°	GPB4X11 ▲	10
4	114	460	22.5°	GPB4X22 ▲	10
4	114	460	45°	GPB4X45	10
4	114	460	90°	GPB4X90	7
6	168	610	11.25°	GPB6X11 ▲	3
6	168	610	22.5°	GPB6X22 ▲	3
6	168	610	45°	GPB6X45	3
6	168	610	90°	GPB6X90	3
8	206	900	11.25°	GPB8X11 ▲	1
8	206	900	22.5°	GPB8X22 ▲	1
8	206	900	45°	GPB8X45	1
8	206	900	90°	GPB8X90	1

▲ Made to order and subject to lead times.
Note: This product comes in colour grey to black for both pipe and fittings.

General Purpose Hockey Sticks, Junctions, End Caps			
Diameter inches	Diameter mm	Code	Pack qty
HOCKEY STICKS			
2	54	GPHS2 ▲	25
CONNECTORS			
2	54	GPC2	10
3	89	GPC3	60
4	114	GPC4	40
6	168	GPC6	15
8	206	GPC8	1
45° JUNCTIONS			
2	54	GPJY2X45 ▲	1
3	89	GPJY3X45 ▲	1
4	114	GPJY4X45 ▲	1
6	168	GPJY6X45 ▲	1
8	206	GPJY8X45 ▲	1
90° JUNCTIONS			
2	54	GPJT2X90 ▲	1
3	89	GPJT3X90 ▲	1
4	114	GPJT4X90 ▲	1
6	168	GPJT6X90 ▲	1
8	206	GPJT8X90 ▲	1
END CAPS			
2	54	GPEC2	10
3	89	GPEC3	10
4	114	GPEC4	10
6	168	GPEC6	10
8	206	GPEC8	10

▲ Made to order and subject to lead times.

Suretwinn

Suretwinn is a twinwall cost-effective alternative to conventional cable protection systems where a BBA or ENATS compliant duct is not required. The Suretwinn system is currently available in 150mm diameter and meets the stiffness and normal duty impact requirements of BS EN 61386-24:2010, Type 450 only.

Suretwinn				
ID mm	OD mm	Length m	Code	Pack qty
150	178	6	GPT150X6B	36



General purpose Hockey stick



General purpose 45° Junction



General purpose 90° Junction



General purpose End cap



Suretwinn Duct

Motorway Communications

Ridgiduct Motorway Communications

We are able to offer Ridgiduct Motorway Communications 94, 100 and 150mm as a sealed system specifically designed for motorway communications applications. Manufactured from HDPE, Ridgiduct is fully integrated with Polypipe access boxes (refer to Lighting section, [page 122](#)). It complies with BS EN 61386-24:2010, certifying 450N normal duty compression performance at 23°C and meets the requirements of Series 1500 Specification for Highway Works.



Ridgiduct Motorway Communications key benefits

- IP47 rated sealed system (watertight up to 1 metre)
- BBA HAPAS certified as a fully sealed system
- Complies with BS EN 61386-24:2010, Type 450N, normal duty impact resistance
- Network Rail PADS approved
- Print options available
- Can be used for trenchless applications
- Low weight, flexible, durable and high strength
- Good impact resistance even at lower temperatures

Ridgiduct Motorway Communications Duct				
ID mm	OD mm	Length m	Code	Pack qty
94	110	6	RB94X6PMCPE/1	95
100	118	6	RB100X6PMCPE	85
150	178	6	RB150X6PMCPE ▲	36

▲ Made to order and subject to lead times.
Conforms to Highways Agency Specification for sealed systems.
Please order couplings and seals separately, as listed below.
For Scottish market printed Motorway Comms/Power.
Other print options available.



Ridgiduct Couplings and Seals		
ID mm	Coupling code	Seal code
94	CRD94	SRD94/1
100	CRD100	SRD100
150	CRD150	SRD150

1 coupling and 2 seals per joint.
EPDM seals to BS EN 681:Part 1 as standard. Optional nitrile seals are available, but may be subject to order quantities and lead times.



Ridgiduct coupling

ENATS
(12-24)



Ridgiduct sealing rings

EPDM seals to BS EN 681:Part 1 as standard.
Optional nitrile seals are available, but may be subject to order quantities and lead times.



PA05/05460

Ridgiduct Black Long Radius Drawn Bends				
ID mm	Bend radius mm	Angle	Code	Pack qty
94mm	420	11.25°	RBDB94X11X0.42	10
	420	22.5°	RBDB94X22X0.42	10
	420	45°	RBDB94X45X0.42	7
	420	90°	RBDB94X90X0.42	7
100mm	420	11.25°	RBDB100X11X0.42	10
	420	22.5°	RBDB100X22X0.42	10
	420	45°	RBDB100X45X0.42	7
	420	90°	RBDB100X90X0.42	7
125mm	600	11.25°	RBDB125X11X0.6	7
	600	22.5°	RBDB125X22X0.6	7
	600	45°	RBDB125X45X0.6	4
	600	90°	RBDB125X90X0.6	3
150mm	610	11.25°	RBDB150X11X0.61	5
	610	22.5°	RBDB150X22X0.61	5
	610	45°	RBDB150X45X0.61	4
	610	90°	RBDB150X90X0.61	3

Note: Ridgiduct bends come in black only, but can be used with all colours within the Ridgiduct range.




Ridgiduct bend

Comtite™ Ducting Plug

Comtite™ cable protection plugs, when used in conjunction with the insertable cable grommets, ensures full compliance with the requirements of Series 1500 Specification for Highway Works (MCHW) and is the only transit system accredited by the BBA for motorway communications. When used with Ridgiduct Motorway Communication duct, it completes a certified sealed system.

Comtite™ Ducting Plug		
Description	Code	Pack qty
94mm plug	DP94 ▲	40
100mm plug	DP100 ▲	40
Blanking grommet with rope attachment point	DPG0 ▲	10
9mm grommet	DPG9 ▲	10
12mm grommet	DPG12 ▲	10
14mm grommet	DPG14 ▲	10
16mm grommet	DPG16 ▲	10
18mm grommet	DPG18 ▲	10
21mm grommet	DPG21 ▲	10
24mm grommet	DPG24 ▲	10
27mm grommet	DPG27 ▲	10
4 x 9mm grommet	DPG9X4 ▲	10
7 x 9mm grommet	DPG9X7 ▲	10

▲ Made to order and subject to lead times.
4 grommets required per plug. In order to achieve a sealed plug, use a blanking grommet where cable grommet is not required.
Patented product.



Comtite™ Ducting Plug key benefits

- IP47 rated sealed system (watertight up to 1 metre)
- BBA HAPAS approved
- Allows for rapid fitting, both new and retrofit
- Integral test valve
- Design resists ejection from the cable protection
- All 4 ports can be utilised by the use of an additional draw cord bracket
- Blanking grommet with rope attachment point

Motorway Communications

Ridgicoil Motorway Communications

Ridgicoil is a coiled twinwall cable protection duct, manufactured from polyethylene with an excellent impact resistance even at low temperatures. It has exceptional durability and flexibility, which eliminates the need for specialist bends. With a smooth bore, Ridgicoil has a low co-efficient of friction for ease of cable installation.



Ridgicoil Motorway Communications key benefits

- Complies with BS EN 61386-24:2010, Type 450N, normal duty impact resistance
- Network Rail PADS approved
- Ease of use and transportation
- Long coil lengths for reduced jointing
- Flexibility of coiled duct eliminates the need for specialist bends
- Integral coupling
- Factory installed polypropylene twine and coupling
- Optional sealing rings for sealed system
- Low weight, high strength
- Can be used for trenchless applications

Ridgicoil Motorway Communications Duct			
ID mm	OD mm	Length m	Code
50	63	50	RC63X50PMCP
94	110	50	RC110X50PMCP



Duct Spacers

High quality injection moulded spacers are available to secure multiple installations of all 94 and 100mm diameter ducts. The unique modular design enables multiple configurations to be assembled. Duct spacers comply with the requirements of MCHW 1530.



Duct spacers

Duct Spacers			
Description	Duct ID mm	Code	Pack qty
2 way Duct Spacer (to suit 110mm O.D.) ▲	94	RBS110X2	50
4 way Duct Spacer (to suit 110mm O.D.)	94	RBS110X4	25
6 way Duct Spacer (to suit 110mm O.D.) ▲	94	RBS110X6	12
2 way Duct Spacer (to suit 118mm O.D.) ▲	100	RBS118X2	50
4 way Duct Spacer (to suit 118mm O.D.)	100	RBS118X4	25
6 way Duct Spacer (to suit 118mm O.D.) ▲	100	RBS118X6	12

▲ Made to order and subject to lead times.
Note: Highways England requires 1 per metre.

Draw cord

Draw cord is manufactured from high quality polypropylene to a nominal breaking strength of 5kN.



Draw cord

Draw Cord		
Description	Pallet qty	Code
6mm dia. x 220m	160	DC220
6mm dia. x 500m (wooden drum)	72	DC500

Special note for applications subject to Highways England requirements

It should be noted that a number of versions of the Manual of Contract Documents for Highway Works are in use and individual contracts can be subject to substantial variation. Suitability should always be checked with the overseeing organisation. Products selected should be BBA approved or meet the requirements of Table 5/2 unless exceptional requirements demand an alternative. It should also be noted that there are differences between requirements for ducts in Series 500 and 1500 of the Specification for Highway Works.

Lighting

Ridgiduct Lighting

Ridgiduct Lighting is a twinwall, low weight, flexible cable protection system, specially manufactured from HDPE in orange for use in street lighting and traffic signal applications. A full range of access and junction boxes, bends, reducers and adaptors are available.



Ridgiduct Lighting Duct				
ID mm	OD mm	Length m	Code	Pack qty
94	110	6	RB94X6O(SL or TS)	95
100	118	6	RB100X6O(SL or TS) ▲	85
150	178	6	RB150X6O(SL or TS)	36

▲ Made to order and subject to lead times.
Available with street lighting (SL) or traffic signal (TS) print. Please specify with order.



Ridgiduct Lighting key benefits

- Complies with BS EN 61386-24:2010, Type 450N, normal duty impact resistance
- BBA and BBA HAPAS approved
- Network Rail PADS approved
- Good impact resistance, even at low temperatures
- Flexible in application, with a minimal requirement for special bends
- Available with print options for street lighting and traffic signals
- Supplied with an integral coupling
- Low weight, flexible, durable and high strength

Lighting



Ridgiduct coupling

ENATS
(12-24)

Ridgiduct sealing rings

EPDM seals to BS EN 681:Part 1 as standard. Optional nitrile seals are available, but may be subject to order quantities and lead times.



PA05/05460



Ridgiduct bend

Ridgiduct Couplings and Seals		
ID mm	Coupling code	Seal code
94	CRD94	SRD94/1
100	CRD100	SRD100
150	CRD150	SRD150

1 coupling and 2 seals per joint.
EPDM seals to BS EN 681:Part 1 as standard. Optional nitrile seals are available, but may be subject to order quantities and lead times.

Ridgiduct Black Long Radius Drawn Bends				
ID mm	Bend radius mm	Angle	Code	Pack qty
94mm	420	11.25°	RBDB94X11X0.42	10
	420	22.5°	RBDB94X22X0.42	10
	420	45°	RBDB94X45X0.42	7
	420	90°	RBDB94X90X0.42	7
100mm	420	11.25°	RBDB100X11X0.42	10
	420	22.5°	RBDB100X22X0.42	10
	420	45°	RBDB100X45X0.42	7
	420	90°	RBDB100X90X0.42	7
125mm	600	11.25°	RBDB125X11X0.6	7
	600	22.5°	RBDB125X22X0.6	7
	600	45°	RBDB125X45X0.6	4
	600	90°	RBDB125X90X0.6	3
150mm	610	11.25°	RBDB150X11X0.61	5
	610	22.5°	RBDB150X22X0.61	5
	610	45°	RBDB150X45X0.61	4
	610	90°	RBDB150X90X0.61	3

Note: Ridgiduct bends come in black only, but can be used with all colours within the Ridgiduct range.

Polyduct Lighting Duct					
ID mm	OD mm	Wall thickness mm	Length m	Code	Pack qty
50	60	5	6	PD5060X60(TS or SL)	250
97	107	5	6	PD97107X60(TS or SL)	85

Available with street lighting (SL) or traffic signal (TS) print. Please specify with order.

Polyduct Lighting Bends				
OD mm	Angle	Radius mm	Code	Pack qty
60	45°	350	PDB60X45O	25
	90°	225	PDB60X90O	25
107	45°	450	PDB107X45O	1
	90°	450	PDB107X90O	1



Polyduct Lighting



Polyduct Lighting bend

Ridgicoil Lighting

Ridgicoil is a coiled, twinwall cable protection duct, manufactured from polyethylene with an excellent impact resistance even at low temperatures. It has exceptional durability and flexibility, which eliminates the need for specialist bends. With a smooth bore, Ridgicoil has a low co-efficient of friction for ease of cable installation.

Ridgicoil Lighting Duct			
ID mm	OD mm	Length m	Code
50	63	50	RC63X50O(SL or TS)
94	110	50	RC110X50O(SL or TS)

Available with street lighting (SL) or traffic signal (TS) print. Please specify with order.



PA05/05875

Ridgicoil couplings & seals

Ridgicoil Couplings			Ridgicoil Seals		
OD mm	Code	Pack qty	OD mm	Code	Pack qty
63	RCC63*	10	63	RCS63*	10
110	RCC110*	10	110	RCS110*	10

*Network Rail PADS approved



Ridgicoil coupling



Ridgicoil seals



PA05/05875



Ridgicoil Lighting key benefits

- Complies with BS EN 61386-24:2010, Type 450N, normal duty impact resistance
- Network Rail PADS approved
- Ease of use and transportation
- Long coil lengths for reduced jointing
- Factory installed polypropylene twine and coupling
- Low weight high strength
- Can be used for trenchless applications

Scottish Lighting

Lighting in Scotland has specific requirements and for this purpose we manufacture a single wall cable protection range. Supplied with 1 coupling fitted per length, our Scottish lighting system is available in 60mm and 100mm diameter coils.

Scottish Lighting Purple Cable Protection & Fittings			
Description	Size mm	ID mm	Code
SCOTTISH LIGHTING SINGLE WALL CORRUGATED			
100m Scottish Lighting coil	60	53	SSL60X100P ▲
40m Scottish Lighting coil	100	90	SSL100X40P ▲
SCOTTISH LIGHTING JUNCTION BOXES			
	100		SSLJB100 ▲
SCOTTISH LIGHTING COUPLINGS			
	60		DC60 ▲
	100		DC100M ▲
SCOTTISH LIGHTING REDUCERS			
Slotted	100 X 60		SSLR100X60Slot ▲
Unslotted	100 X 60		SSLR100X60 ▲
SCOTTISH LIGHTING END CAP			
	100		SSLEC4PIN

▲ Made to order and subject to lead times.
Purple as standard. Other colours available on request. Minimum order 50 coils.



Scottish Lighting Coil



Scottish Lighting end cap



Scottish Lighting slotted reducer



Scottish Lighting coupling

All dimensions provided are nominal.

Lighting

Pole boxes

The range of 4 pole boxes is available in 290 x 275mm and 450 x 450mm sizes, incorporating integral housings for 114 and 140mm poles and are manufactured from polyethylene. The pole box provides 450mm depth of cover as standard, extendable if required using modular access boxes as rising sections.

Pole boxes and access boxes key benefits

- Robust, single-piece injection or rotational mouldings
- High strength, structured wall construction
- Manufactured in impact resistant polyethylene for installation in all conditions
- Corrosion free and chemical resistant material
- Ultraviolet light resistant material, suitable for extended storage periods
- Light, easy to handle, transport and install
- Modular construction, allowing access boxes to be used as rising sections as required
- Pre-trepanned points of entry to accommodate 54, 63, 110 and 118mm outside diameter ducting
- Can also be stacked



Pole Boxes							
Code	Description	Height mm	Opening		External		Pole housing ID mm
			Width mm	Depth mm	Width mm	Depth mm	
PB2902751 ▲	290 x 275	615	320	305	690	415	114
PB2902752 ▲	290 x 275	615	320	305	690	415	140
PB4504501 ▲	450 x 450	605	465	465	875	600	114
PB4504502 ▲	450 x 450	605	465	465	875	600	140

▲ Made to order and subject to lead times.
The clear opening for boxes is greater than the clear opening for frames.

Access boxes

Access boxes are available in 5 sizes, from 290 x 275mm to 600 x 600mm to allow access to cabling.



Access Boxes						
Code	Description	Height mm	Opening		External	
			Width mm	Depth mm	Width mm	Depth mm
AC2902751	290 x 275	307	320	310	385	375
AC4503001	450 x 300	305	485	330	550	395
AC4504501	450 x 450	330	475	475	545	545
AC6004501	600 x 450	320	635	485	700	550
AC6006001	600 x 600	320	635	635	700	700


The clear opening for boxes is greater than the clear opening for frames.
See the relevant tables for details of clear opening frames.

Composite covers

Advanced skid resistance composite covers are available for the range of pole and access boxes. Manufactured in high strength, fibre-reinforced polyester resin and to BS EN 124 Class B 125.

Composite Covers		Composite Cover Frames	
Code	Nominal size mm	Code	Nominal size mm
CC290275	290 x 275	CCF290275L	290 x 275
CC450300	450 x 300	CCF450300L	450 x 300
CC450450	450 x 450	CCF450450L	450 x 450
CC600450	600 x 450	CCF600450L	600 x 450
CC600600	600 x 600	CCF600600L	600 x 600

A locking frame is required and must be ordered separately.



Composite cover

Galvanised steel covers

Galvanised steel covers and frames are manufactured to the FACTA (Fabricated Access Cover Trade Association) Class B specification, equivalent to BS EN 124 Class B 125. Typical places of installation include areas subject to slow moving wheel loads, including footways, pedestrian areas, car parks and verges.

Galvanised Steel Covers & Frames	
Code	Nominal size mm
GCF290275	290 x 275
GCF450300	450 x 300
GCF450450	450 x 450
GCF600450	600 x 450
GCF600600	600 x 600



Galvanised steel cover

Ductile iron covers and frames

Ductile iron access box covers are manufactured to BS EN 124 Class B 125.

Ductile Iron Covers & Frames	
Code	Clear opening mm
DCF450450 ▲	450 x 450
DCF600450 ▲	600 x 450
DCF600600 ▲	600 x 600

▲ Made to order and subject to lead times.



Ductile iron cover

Utilities

Our range of utility ducting is available in a variety of NJUG classification colours to provide cable protection for electricity, street lighting, motorway communications, gas, water, cable TV and telecommunications.



Ridgicoil Utilities key benefits

- Complies with BS EN 61386-24:2010, Type 450N, normal duty impact resistance
- Network Rail PADS approved
- Manufactured in polyethylene with excellent impact resistance at low temperatures
- Long coil lengths for reduced jointing
- Factory installed polypropylene twine and coupling
- Optional sealing rings for sealed system
- Supplied with an integrated coupling
- Low weight, flexible, durable and high strength



Ridgicoil coupling



Ridgicoil seals

KEY - Typical NJUG colour coding

Black (B) - Electricity	Yellow (Y) - Gas
Orange (O) - Street Lighting	Blue (BL) - Water
Purple (P) - Street Lighting (Scotland)	Green (G) - Cable Television
Purple (P) - Motorway Communications	Grey (GR) - Telecommunications

Ridgicoil Utilities

Ridgicoil is a strong yet flexible alternative to conventional twinwall ducting manufactured from polyethylene for underground utilities. Ridgicoil's flexibility eliminates the need for special bends and the smooth bore has a low co-efficient of friction for ease of cable installation.

Ridgicoil Utilities				
ID mm	OD mm	Length m	Code	Colours
31	40	50	RC40X50	B
40	50	50	RC50X50	B Y * BL
50	63	50	RC63X50**	B Y * BL O G P
60	75	50	RC75X50	B
71	90	50	RC90X50	B
94	110	50	RC110X50**	B Y * BL O G P
140	160	25	RC160X25	B

*Please check the requirements of the utility company, who may stipulate a requirement for perforated duct. For perforated duct please see Gas Ducting on page 127.
**Network Rail PADS approved.



PA05/05875

Note: Sizes 63mm and 110mm only for coiled duct, couplings and seals.

Ridgicoil couplings & seals

Ridgicoil Couplings			Ridgicoil Seals		
OD mm	Code	Pack qty	OD mm	Code	Pack qty
40	RCC40	10	40	RCS40	10
50	RCC50	10	50	RCS50	10
63	RCC63*	10	63	RCS63*	10
160	RCC160	10	75	RCS75	10
75	RCC75	10	90	RCS90	10
90	RCC90	10	110	RCS110*	10
110	RCC110*	10	160	RCS160	10

*Network Rail PADS approved



PA05/05875

Ridgiduct Utilities

Ridgiduct is a lightweight, twinwall cable protection system that can be manufactured in a range of NJUG classification colours, from HDPE, to meet the cable protection needs of all utilities applications.



Ridgiduct Utilities					
ID mm	OD mm	Length m	Code	Colours	Pack qty
94	110	6	RB94X6	B Y * BL O G P	95
100	118	6	RB100X6	B Y * BL O G P	85
125	148	6	RB125X6	B ***	46
150	178	6	RB150X6	B Y * BL O G P	36
225	266	6	RB225X6**	B Y * BL	14
300	354	6	RB300X6**	B Y * BL	9

*Please check the requirements of the utility company, who may stipulate a requirement for perforated duct. For perforated duct please see Gas Ducting below.
Not BBA approved. *Not Network Rail PADS approved.



PA05/05875



Ridgiduct couplings

Ridgiduct Couplings		
ID mm	Coupling code	Sealed system
94	RBC94	CRD94 & SRD94/1
100	RBC100	CRD100 & SRD100
125	RBC125	N/A
150	RBC150	CRD150 & SRD150
225	CRD225	CRD225 & SRD225
300	CRD300	CRD300 & SRD300

* For a Sealed system 1 CRD coupling and 2 SRD seals required per joint.



ENATS
(12-24)

Ridgiduct coupling

Utilities



Ridgiduct bend

Ridgiduct Black Long Radius Drawn Bends				
ID mm	Bend radius mm	Angle	Code	Pack qty
94mm	420	11.25°	RBDB94X11X0.42	10
	420	22.5°	RBDB94X22X0.42	10
	420	45°	RBDB94X45X0.42	7
	420	90°	RBDB94X90X0.42	7
100mm	420	11.25°	RBDB100X11X0.42	10
	420	22.5°	RBDB100X22X0.42	10
	420	45°	RBDB100X45X0.42	7
	420	90°	RBDB100X90X0.42	7
125mm	600	11.25°	RBDB125X11X0.6	7
	600	22.5°	RBDB125X22X0.6	7
	600	45°	RBDB125X45X0.6	4
	600	90°	RBDB125X90X0.6	3
150mm	610	11.25°	RBDB150X11X0.61	5
	610	22.5°	RBDB150X22X0.61	5
	610	45°	RBDB150X45X0.61	4
	610	90°	RBDB150X90X0.61	3

Note: Ridgiduct bends come in black only, but can be used with all colours within the Ridgiduct range.

Gas Ducting				
OD mm	Length m	Description	Code	Coupling code
60	25	Perforated	LD6025YGAS	DC60
60	50	Perforated	LD6050YGAS	DC60
60	150	Perforated	LD60150YGAS	DC60
100	25	Perforated	LD10025YGAS	DC100M*
100	50	Perforated	LD10050YGAS	DC100M*

*Made from polypropylene, other couplings are made from PVCu.

Ridgiduct Accessories		
Size mm	Code	Pack qty
SINGLE SOCKET FIXED BELLMOUTH		
94	RBBM94 ▲	1
100	RBBM100 ▲	1
125	RBBM125 ▲	1
150	RBBM150 ▲	1
PLASTIC END CAP		
94	RBEC94	1
100	EC1059	1
125	EC3051	1
150	EC1778	1

▲ Made to order and subject to lead times. End caps may be red or yellow.



Gas ducting

Ducting accessories



Single socket fixed bellmouth



Plastic end cap

PVCu Cable TV Duct

A range of specialist PVCu telecommunications ducting systems, manufactured in accordance with dimensions and performance requirements tried and tested by the telecommunications industry.



PVCu Cable TV Duct					
ID mm	OD mm	Length m	Code	Colours	Pack qty
49	54	6	TD54X6	G GR ▲	400
90	96.5	6	TD96X6	G GR *	121

▲ Made to order and subject to lead times.
Available in green (G) or grey (GR). Please specify with order.
*90mm green and grey duct meet the requirements of BS EN 50086.

PVCu Cable TV Swept Tees			
Description	Code	Colours	Pack qty
96 x 54mm	TDJT96X54G	G ▲	15

▲ Made to order and subject to lead times.

PVCu Cable TV Bends				
OD mm	Angle	Code	Colours	Pack qty
54	11.25°	TDB54X11G	G ▲	60
54	22.5°	TDB54X22G	G ▲	60
54	45°	TDB54X45G	G ▲	60
54	90°	TDB54X90G	G ▲	50
96.5	11.25°	TDB96X11 (G or GR)	G GR ▲	15
96.5	22.5°	TDB96X22 (G or GR)	G GR ▲	15
96.5	45°	TDB96X45 (G or GR)	G GR ▲	15
96.5	90°	TDB96X90 (G or GR)	G GR ▲	10

▲ Made to order and subject to lead times.
Available in green (G) or grey (GR). Please specify with order.



PVCu Cable TV bend


PVCu Cable TV Duct key benefits

- Durable, high quality construction
- Low co-efficient of friction for easy cable installation
- A short 54mm branch on swept tees for trouble-free installation in congested footways
- PVCu telecommunication ducts include integral sockets and are available in green as standard. Grey and other colours are also available on request subject to minimum order quantities and lead times

Utilities



PVCu Cable TV coupling



PVCu Cable TV duct repair kit

PVCu Cable TV Couplings			
Description	Code	Colours	Pack qty
54mm	TDC54G	G ▲	10
54mm slip	TDSC54G	G ▲	10
96mm	TDC96G	G ▲	50
96mm slip	TDSC96G	G ▲	50

▲ Made to order and subject to lead times.

PVCu Cable TV Duct Repair Kit			
Description	Standard length m	Code	Pack qty
96.5mm duct repair kit	0.5	DRK096 ▲	1

▲ Made to order and subject to lead times.
Components for repairing sections of damaged duct.

PVCu specification and utility ducts

Our specification and utility ducts are widely and successfully used for the carriage of all types of services in a range of applications including industrial, domestic and commercial. Specification ducts are more robust than General Purpose Duct. PVCu utility ducts were the first widely available thermoplastic ducts and are available in a number of different sizes to suit all common specification requirements.

PVCu specification and utility duct key benefits

- 110 and 160mm utility ducting for electrical cables, water services, telecommunications and gas services
- 110 and 160mm OD Type 4660 ducting in dimensional compliance with BS 4660 available sealed and unsealed

Type 4660 Non-Sealed Duct			
OD mm	Length m	Code	Pack qty
110	6	SD110X6B ▲	95
160	6	SD160X6B ▲	46

▲ Made to order and subject to lead times.
(Dimensions compliant only)

Type 4660 Couplings		
ID mm	Code	Pack qty
110	SDC110 ▲	1
160	SDC160 ▲	1

▲ Made to order and subject to lead times. Grey to black in colour as standard, other colours available on request.

Type 4660 Bends			
OD mm	Angle	Code	Pack qty
110	11.25°	SDB110X11 ▲	1
110	22.5°	SDB110X22 ▲	1
110	45°	SDB110X45 ▲	1
110	90°	SDB110X90 ▲	1
160	11.25°	SDB160X11 ▲	1
160	22.5°	SDB160X22 ▲	1
160	45°	SDB160X45 ▲	1
160	90°	SDB160X90 ▲	1

▲ Made to order and subject to lead times. Grey to black in colour as standard, other colours available on request.

Type BS4660 Sealed Duct			
OD mm	Length m	Code	Pack qty
110	6	SD110X6BPE ▲	95
160	6	SD160X6BPE ▲	46

▲ Made to order and subject to lead times. (Dimensions compliant only)

Type BS4660 Couplings		
ID mm	Code	Pack qty
110	UG402B ▲	1
160	UG602B ▲	1

▲ Made to order and subject to lead times. Note: Order couplings separately.

Type BS4660 Bends			
OD mm	Angle	Code	Pack qty
110	45°	SDB110X45PE ▲	1
110	90°	SDB110X90PE ▲	1
160	45°	SDB160X45PE ▲	1
160	90°	SDB160X90PE ▲	1

▲ Made to order and subject to lead times.



Type 4660 bend



Type BS4660 coupling



Type BS4660 bend

Installation advice

Installation information

Ridgiduct twinwalled high density polyethylene (HDPE) cable protection must be installed in accordance with general requirements and any additional site requirements. The general requirements are to be in accordance with MCHW, Volume 3, as shown below. Cable protection laid in depths of cover, other than those specified below, must be laid in accordance with the procedures described in the contract with Highways England (HE). Ridgiduct must be adequately protected against damage from site construction traffic and from agricultural or similar operations. When used as cable protection for fibre optic cabling, the recommendations in BS 7718:1996 should be followed.

Procedure (unsealed)

Joints are made by a simple push-fit of one cable protection length into the coupling attached to the adjacent length, ensuring that the connection is fully made. Inspection points can be made in the conventional manner depending upon the type of services to be installed.

Pole and access box installation advice

We recommend that the systems be installed in general accordance with the traffic control signals unit (TCSU) specification. Our pole and access boxes are designed to meet the requirements of the TCSU, making installation easy and trouble-free. Local specifications and requirements may apply.

Covers and frames

Access box covers and frames should meet the requirements of BS EN 124 Class B 125. In carriageways or other locations where vehicles may run over access boxes, heavier grades of cover may be required.

General

In footways, cable protection for signal post cables and linking cables must have minimum cover depths of 450mm and 250mm respectively. The minimum depth of cover in carriageways is 600mm. Subject to local cable protection specification, cable protection should be bedded on 100mm of compacted bedding material. Cable protection lengths must be continuous and fully jointed, with the printing placed uppermost when laying.

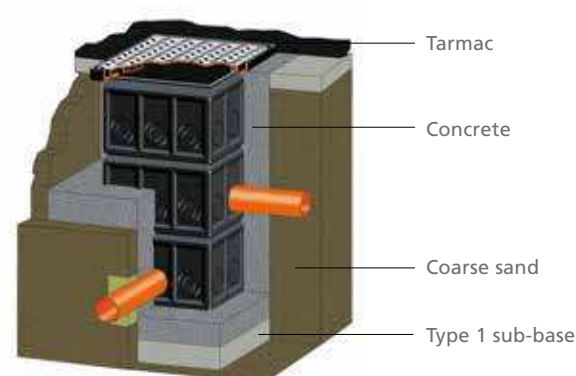
Suitable surround material should also be used to fill any voids between multiple cable protection and should extend to 100mm above the cable protection. Polypropylene draw cords should be provided in each cable protection with no knots or joints and should extend a minimum of 1 metre into each access box.

Pole and access boxes

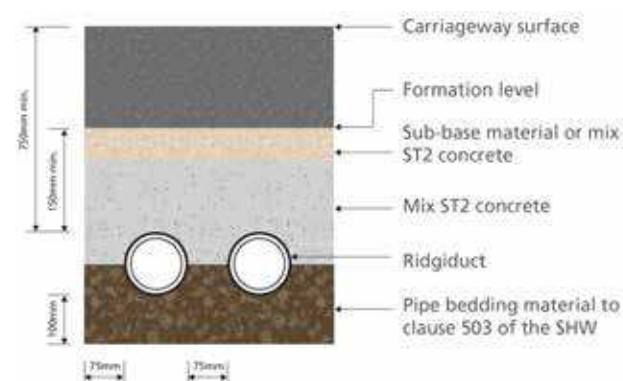
Cable protection ducting is easily connected to the selected entry point. The pre-trepanned section for the size of cable protection to be used can be cut out with a knife or hole saw. The cable protection should be inserted through the opening and cut to length. Boxes that may be subject to traffic loading are typically installed as illustrated.

Typical installations

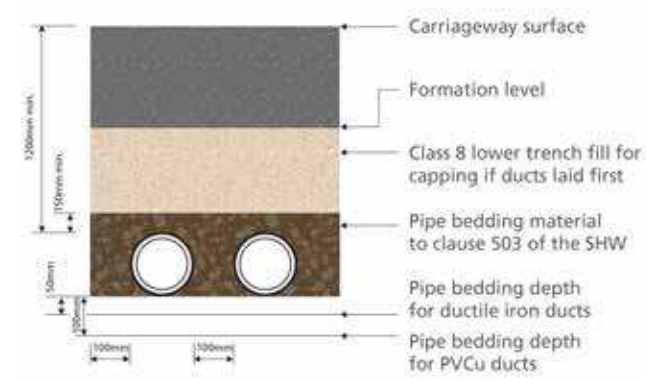
Typical installation of a 450 x 450mm Access box subject to vehicle traffic



Typical unsealed standard duct installations type A shallow ducts (750 - 1200mm cover)



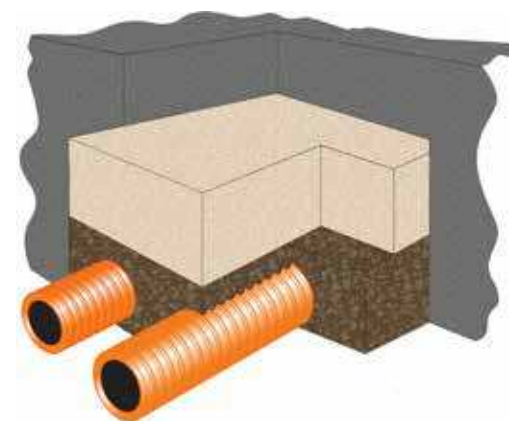
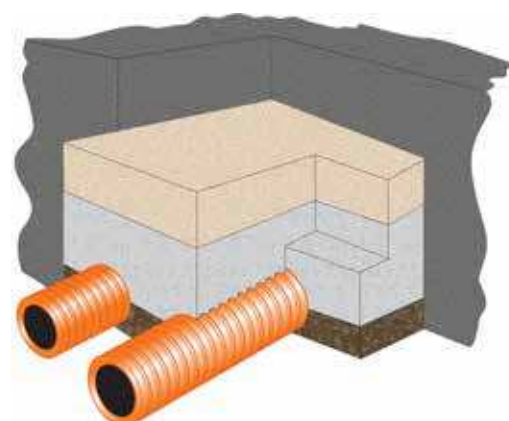
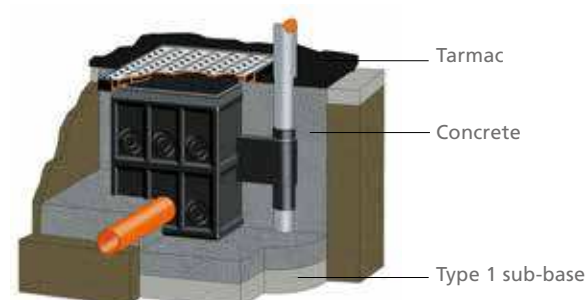
Type B deep cuts (over 1200mm cover)



Minimum clearance between duct and drain



Typical installation of a Polypipe 450 x 450mm Pole box



Motorway Communications installations should be in accordance with MCHW Series 1500. Please call our Technical Team on +44 (0) 1509 615100 for more information on installation details, multiple duct configurations and sealed systems.