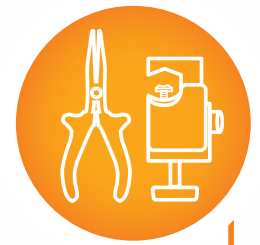


LV Live working tools



<u>Insulated tools</u>	<u>90</u>
<u>Jumper clamps, cables and accessories</u>	<u>115</u>
<u>Cover-up equipment</u>	<u>118</u>
<u>Cable identifier</u>	<u>122</u>



THORNE &
DERRICK
INTERNATIONAL

Thorne & Derrick
+44 (0) 191 410 4292
www.powerandcables.com



Insulated Tools

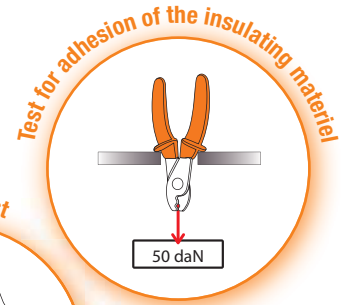
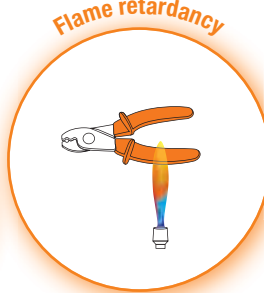
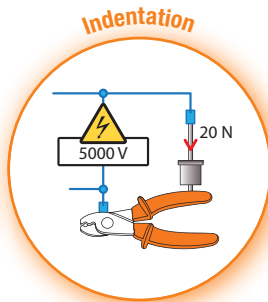
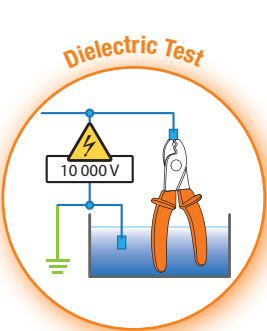
Find the tools to meet your needs!

Insulated tools must comply with the **NF EN 60900** and **IEC 60900** standards. To meet these standards, insulated tools undergo 10 000 volts through electrical testing and many mechanical tests, including impact tests, tearing tests, and puncture tests. For working live at nominal voltage up to 1000 V a.c and 1500 V d.c.

IEC 60900 2012

ISOMIL™
SAFETY TOOLS

1000 V
IEC60900 EN60900



Dual Material Insulated Tools



Dual Layer Insulated Tools



+ SPECIAL FEATURES

- Products suitable for work on live cables, particularly low voltage (30 cm area of a live bare wire).
- Ergonomic.
- Dual material with non-skid "SOFTGRIP"® injected material for operator comfort.

+ SPECIAL FEATURES





- Extensive product line for work on live cables; mainly used by LV Live Line Working teams.
- Ergonomic.
- Dual-layer with a white insulating layer.
- High mechanical strength in the layers due to dipping technique.
- Steel with high mechanical properties.

Routine test: each tool is tested at 10kV for ten seconds.



Insulated tools




Flat blade screwdriver, dual material


Reference	 mm	 mm	 g	
MO-72002	2.5	60	30	
MO-72003	3	100	40	
MO-72004	4	125	50	
MO-72005	5	150	70	
MO-72006	6	150	90	
MO-72008	8	175	150	
MO-72010	10	200	220	

IEC 60900 






POZIDRIV screwdriver, dual material

Reference	PZ N°	 mm	 g	
MO-72040	PZ 0	60	25	
MO-72042	PZ 1	100	60	
MO-72044	PZ 2	125	90	
MO-72046	PZ 3	150	150	
MO-72048	PZ 4	200	220	






PHILLIPS screwdriver, dual material

Reference	PH N°	 mm	 g	
MO-72030	PH 0	60	25	
MO-72032	PH 1	100	60	
MO-72034	PH 2	125	90	
MO-72036	PH 3	150	150	
MO-72038	PH 4	200	220	






TORX screwdriver, dual material

Reference	N°	 mm	 g	
MO-72056	T 6	50	25	
MO-72057	T 7	50	25	
MO-72058	T 8	50	25	
MO-72059	T 9	75	35	
MO-720510	T 10	75	35	
MO-720515	T 15	75	50	
MO-720520	T 20	100	70	
MO-720525	T 25	100	80	
MO-720527	T 27	115	90	
MO-720530	T 30	125	100	
MO-720540	T 40	125	120	
MO-720545	T 45	150	160	
MO-720550	T 50	175	200	



Hexagonal screwdriver ALLEN, dual material

IEC 60900 

Reference	On flats (mm)	 mm	 g	
MO-68402	2.5	75	40	
MO-68403	3	75	50	
MO-68404	4	100	70	
MO-68405	5	100	80	
MO-68406	6	125	100	
MO-68408	8	150	150	







Cable cutter plier, dual material

Reference	 mm	 mm Cu / Al	 g	
MO-72200	160	Ø 5 max	238	









Wire stripping plier, dual material

Reference	 mm	 mm Cu / Al	 g	
MO-72172	160	0.5 to 10 mm ²	170	



Universal plier, dual material

Reference	 mm	 mm	 mm	 mm	 g	
MO-72102	180	Ø 3.5	Ø 2.2	Ø 1.5	280	





Insulated tools

Flat nose plier, dual material

Reference	mm	mm	g		
MO-72132	160	170			

Chrome-vanadium steel.



IEC 60900

Dual material handle
Anti slip material.

Bent snipe nose plier, dual material

Reference	mm	mm			g	
MO-72142	160	∅ 2.5	∅ 1.6	∅ 1	170	

Chrome-vanadium steel.



Dual material handle
Anti slip material.

Round nose plier, dual material

Reference	mm	g		
MO-72122	160	160		

Chrome-vanadium steel.



Dual material handle
Anti slip material.

Water pump plier, dual material

Reference	mm	mm	g	
MO-72155	250	32	350	

Chrome-vanadium steel.



Double rack slipt joint.

Dual material handle
Anti slip material.

Side cutter plier, dual material

Reference	mm	mm			g	
MO-72162	160	∅ 3	∅ 2.2	∅ 1.5	210	

Chrome-vanadium steel.



Dual material handle
Anti slip material.

Screwdrivers kit, dual material

IEC 60900 

Reference	KIT-23
Composition	
MO-72004	Flat blade screwdriver de 4 x 125 mm
MO-72006	Flat blade screwdriver 6 x 150 mm
MO-72008	Flat blade screwdriver 8 x 175 mm
MO-72042	POZIDRIV screwdriver N°1
MO-72044	POZIDRIV screwdriver N°2



Pliers kit, dual material

Reference	KIT-27
Composition	
MO-72102	Universal plier 180 mm
MO-72155	Water pump plier 250 mm
MO-72172	Wire stripping plier 160 mm
MO-72142	Bent snipe nose plier 160 mm
MO-72200	Cable cutter 160 mm



Intervention kit, dual material

Reference	KIT-24
Composition	
MO-72004	Flat blade screwdriver 4 x 125 mm
MO-72006	Flat blade screwdriver 6 x 150 mm
MO-72008	Flat blade screwdriver 8 x 175 mm
MO-72042	POZIDRIV screwdriver N°1
MO-72044	POZIDRIV screwdriver N°2
MO-72172	Wire stripping plier 160 mm
MO-72142	Bent snipe nose plier 160 mm
MO-72200	Cable cutter 160 mm



Complete intervention kit, dual material

Reference	KIT-25
Composition	
MO-72004	Flat blade screwdriver 4 x 125 mm
MO-72006	Flat blade screwdriver 6 x 150 mm
MO-72008	Flat blade screwdriver 8 x 175 mm
MO-72042	POZIDRIV screwdriver N°1
MO-72044	POZIDRIV screwdriver N°2
MO-72102	Universal plier 180 mm
MO-72155	Water pump plier 250 mm
MO-72172	Wire stripping plier 160 mm
MO-72142	Bent snipe nose plier 160 mm
MO-72200	Cable cutter 160 mm





IEC 60900 ⚡

Screwdrivers kit dual material







Photos of KIT-23SCP

	KIT-23C	KIT-23S	KIT-23SC2	KIT-23SH	KIT-23P	KIT-23SP2	KIT-23SCP	KIT-23CH	KIT-23PH
MO-72003 flat blade screwdriver 3 x 100		•	•	•		•	•		
MO-72004 flat blade screwdriver 4 x 125		•	•	•		•			
MO-72005 flat blade screwdriver 5 x 150		•	•	•		•	•		
MO-72006 flat blade screwdriver 6 x 150		•	•			•			
MO-72008 flat blade screwdriver 8 x 175		•							
MO-72030 screwdriver PH 0 x 60	•								
MO-72032 screwdriver PH 1 x 100	•		•				•	•	
MO-72034 screwdriver PH 2 x 125	•		•				•	•	
MO-72036 screwdriver PH 3 x 150	•							•	
MO-72040 screwdriver PZ 0 x 60					•				
MO-72042 screwdriver PZ 1 x 100					•	•	•		•
MO-72044 screwdriver PZ 2 x 125					•	•	•		•
MO-72046 screwdriver PZ 3 x 150					•				•
MO-68403 hexagonal screwdriver 3 x 75				•				•	•
MO-68404 hexagonal screwdriver 4 x 100				•				•	•
MO-68404 hexagonal screwdriver 5 x 100				•				•	•

Delivered under blister.

Flat blade screwdriver





IEC 60900 

Reference	 mm	 mm	 g	
MO-65202	6.5	40	38	
MO-65203	3	100	33	
MO-65204	3.5	100	37	
MO-65205	4	100	46	
MO-65206	5.5	125	75	
MO-65207	6.5	150	94	
MO-65209	8	175	165	
MO-65211	10	200	195	
MO-650-D	Set of 3 screwdrivers MO-65205 / MO-65207 / MO-65209			
MO-652-D	Set of 4 screwdrivers MO-65203 / MO-65205 / MO-65207 / MO-65209			

Chrome - molybdenum
vanadium steel blade.






Flat blade screwdriver with recessed blade

Reference	 mm	 mm	 g	
MO-65200D	6.5	40	36	
MO-65202D	2	70	16	
MO-65203D	3	100	30	
MO-65204D	4	120	52	
MO-65205D	5.5	100	50	
MO-652055D	5.5	150	72	
MO-65206D	6.5	150	36	
MO-65208D	8	150	92	
MO-652082D	8	200	142	
MO-65210D	10	150	166	
MO-652102D	10	250	282	
MO-65212D	12	250	318	

Chrome - molybdenum
vanadium steel blade.







PHILLIPS screwdriver

Reference	PH N°	 mm	 g	
MO-65230	PH 0	60	25	
MO-65232	PH 1	80	50	
MO-65234	PH 2	100	75	
MO-65236	PH 3	150	150	
MO-65238	PH 4	200	230	
MO-653-D	Set of 3 screwdrivers N°0, N°2 et N°3			

Chrome - molybdenum
vanadium steel blade.



PHILLIPS screwdriver with recessed blade

Reference	 mm	 mm	 g	
MO-65232D	PH 0 (4)	75	50	
MO-652321D	PH 0 (4)	150	55	
MO-65233D	PH 1 (5)	100	60	
MO-65234D	PH 2 (6)	125	82	
MO-65236D	PH 3 (8)	150	146	
MO-65238D	PH 4 (10)	200	256	

Chrome - molybdenum
vanadium steel blade.





IEC 60900

POZIDRIV screwdriver

Reference	PZ N°	mm	g
MO-65240	PZ 0	60	25
MO-65242	PZ 1	80	50
MO-65244	PZ 2	100	75
MO-65246	PZ 3	150	150
MO-65248	PZ 4	200	230



POZIDRIV screwdriver with recessed blade

Reference	mm	mm	g
MO-652405D	5	40	34
MO-652406D	6	40	34
MO-65244D	PZ 0 (4)	75	50
MO-652441D	PZ 0 (4)	150	55
MO-65245D	PZ 1 (5)	100	60
MO-65246D	PZ 2 (6)	125	82
MO-65248D	PZ 3 (8)	150	146
MO-652410D	PZ 4 (10)	200	256



Screwdriver block terminal flat/PHILLIPS

Reference	mm	mm	
MO-65405	5	80	
MO-65406	6	100	




Screwdriver block terminal flat/POZIDRIV

Reference	mm	mm	
MO-65505	5	80	
MO-65506	6	100	



For fuse boxes, connecting boxes, circuit breaker terminal blocks.

Universal plier

Reference	mm	g	
MO-66001	160	210	
MO-66002	180	260	
MO-66003	200	300	
MO-66005	250	510	



MO-66002


IEC 60900 

Special steel,
oil-hardened.
Burnished head.



MO-66005


Flat nose plier

Reference	mm	g	
MO-66300	145	115	
MO-66301	160	160	
MO-66302	170	180	



Chrome-vanadium
steel.


Bent snipe nose plier

Reference	mm	g	
MO-66402	160	160	
MO-66404	200	185	



Chrome-vanadium
steel.


Round nose plier

Reference	mm	g	
MO-66202	160	150	



Chrome-vanadium
steel.

Long nose plier with side cutter

Reference	mm	g	
MO-66102	160	145	



Chrome-vanadium
steel.

Plug plier for preinsulating pin terminals

Reference	mm	g	
MO-66105	200	200	



Chrome-vanadium
steel for pin
terminals 2.8/5/6.35 mm.



Insulated tools

Insulating universal plier

Reference	mm	mm	g	
MO-66000C	200	16 mm ² copper	170	



IEC 60900

Composite insulation.

Insulating flat nose plier

Reference	mm	mm	g	
MO-66303C	190	16 mm ² copper	110	



Composite insulation.

Insulating bent half round nose plier

Reference	mm	mm	g	
MO-66404CC	210	16 mm ² copper	110	



Composite insulation.

Waterpump plier

Reference	mm	mm	g	
MO-66502	250	33	250	
MO-66505	250	33	405	
MO-66500	410	45	1 000	

Chrome-vanadium steel.



Double rack slip joint (MO-66505 only).

End cutting pliers

Reference	mm	mm	g	
MO-67401	140	∅ 2 max ∅ 1 max	165	
MO-67402	160	∅ 3 max ∅ 2 max	210	
MO-67404	200	∅ 4 max ∅ 3 max	450	

Chrome-vanadium steel.



MO-67402



MO-67404






Total length Maximal opening Cutting capacity

Weight

Steel: 75 daN / mm² Steel: 180 daN / mm² Steel: 220 daN / mm²

Diagonal cutting plier

IEC 60900 

Reference	 mm	 mm	 mm	 mm	 g
MO-67101	140	∅ 2	∅ 1	∅ 0.5	150
MO-67102	160	∅ 3	∅ 2.2	∅ 1.5	180
MO-67103	190	∅ 3.2	∅ 2.5	∅ 2	210

Chrome-vanadium steel.



Chrome-vanadium steel.



Cable cutter

Reference	 mm	 mm	 g
MO-67500	180	∅ 5 Cu / Al	420





MO-67501

Chrome-vanadium steel.







MO-67502

Cable cutter

Reference	 mm	 mm	 g
MO-67501	170	∅ 15 max	285
MO-67502	230	∅ 20 max	520

Cable cutter

Reference	 mm	 mm	 mm	 g
MO-67700	590	30	185 mm ² Copper/ Aluminium	2.5
MO-67701	765	20	∅ 12 Aluminium	2.8

Chrome-vanadium steel.



MO-67700



MO-67701



Insulated tools

Wire stripping plier

Reference	mm	mm Stripping capacity mm ²	g
MO-67302	160	0.5 to 10	170

Chrome-vanadium steel.



IEC 60900

Wire stripping plier fully insulated

Reference	mm	mm Stripping capacity mm ²	g
MO-67302C	260	0.5 to 10	175



Stripping tool for LV cables

Reference	mm	mm Stripping capacity	g
MO-67304	220	Ø 8 to 21 mm	470



Aluminium casting plier.

Stripping tool for LV cables

Reference	mm	mm Stripping capacity	g
MO-67305	265	Ø 21 to 35 mm	650
MO-67306	270	Ø 26 to 52 mm	670



Aluminium casting plier.

Insulated knife

Reference	mm	mm	g
MO-61001	180	62	110
MO-61002	180	50	110

Delivered with pouch.

Curved blade.





MO-61001



MO-61002

Ratchet cable cutter

Reference	mm	 mm Copper section mm ²	Aluminium section mm ²	 g
MO-67599	∅ 32 max	180	250	900
MO-67600	∅ 38 max	240	300	950
MO-67601	∅ 55 max	300	450	975



IEC 60900 



MO-67599

Treated forged steel blade.



MO-67600




Frontal ratchet cable cutter

Reference	mm	 mm Copper section mm ²	Aluminium section mm ²	 g
MO-67611	∅ 32 max	180	250	900



Treated forged steel blade.

Hacksaw

Reference	 mm	 mm	 g
MO-64501	263	130	150
MO-64502*	450	300	780

* Delivered with 2 blades.

Protected hard forged steel.



MO-64502

Two blade positions.
Flush and 90° cutting supplied.

Tension blade
by screw.






MO-64501





IEC 60900 ⚡

Adjustable spanner

Reference	 mm	 mm	 g
MO-69002	210	24 max	295
MO-69003	250	28 max	450
MO-69004	310	34 max	550
MO-69005	385	43 max	1 350






Reversible ratchet ring spanner

Reference	 mm	 g
MO-69210	10	160
MO-69213	13	190
MO-69216	16	350
MO-69217	17	370
MO-69218	18	380
MO-69219	19	390



Special steel, oil-hardened.

Combination wrench




Reference	 mm	 mm	 g
MO-68701	150 x 150	6-8-10-12	225
MO-68702	150 x 150	8-10-12-14	260
MO-68703	150 x 150	7-9-11-13	250
MO-68704	150 x 150	8-10-13-17	250
MO-68705	150 x 150	14-17-18-21	400



Special steel insulated inserts using one-piece injection.

Special steel insulated inserts using one-piece injection.

Right angle male hexagonal key

Reference	 mm	 mm	 g
MO-69903	83 x 123	3	30
MO-69904	84 x 124	4	40
MO-69905	84 x 126	5	50
MO-69906	85 x 126	6	70
MO-69908	87 x 128	8	110
MO-69910	87 x 130	10	150
MO-69912	90 x 132	12	240



 mm Total length

 mm Blade length





 g Weight

 mm Maximal opening

 mm Cutting capacity





 mm Diameter

Open jaw spanner

Reference			Reference		
MO-68006	6	20	MO-68019	19	170
MO-68007	7	20	MO-68020	20	185
MO-68008	8	40	MO-68021	21	200
MO-68009	9	40	MO-68022	22	220
MO-68010	10	45	MO-68023	23	250
MO-68011	11	50	MO-68024	24	260
MO-68012	12	60	MO-68025	25	280
MO-68013	13	80	MO-68026	26	300
MO-68014	14	100	MO-68027	27	340
MO-68015	15	110	MO-68028	28	360
MO-68016	16	120	MO-68029	29	400
MO-68017	17	140	MO-68030	30	500
MO-68018	18	160	MO-68032	32	570
MO-68008/19	8 open end spanners set: 8 / 10 / 11 / 12 / 13 / 14 / 17 / 19 mm 685				






Cranked ring spanner

Reference			Reference		
MO-68106	6	30	MO-68119	19	200
MO-68107	7	35	MO-68120	20	240
MO-68108	8	40	MO-68121	21	260
MO-68109	9	45	MO-68122	22	260
MO-68110	10	50	MO-68123	23	270
MO-68111	11	65	MO-68124	24	280
MO-68112	12	80	MO-68125	25	300
MO-68113	13	100	MO-68126	26	360
MO-68114	14	120	MO-68127	27	400
MO-68115	15	150	MO-68128	28	440
MO-68116	16	180	MO-68129	29	480
MO-68117	17	190	MO-68130	30	500
MO-68118	18	195	MO-68132	32	540



Hexagonal spanner with T handle



Reference			
MO-68610	145	10	145
MO-68613	145	13	185
MO-68614	145	14	220
MO-68620	135	20	350
MO-68621	135	21	370







IEC 60900 ⚡




Pipe wrench

Reference	Socket head	 mm	 g
MO-68205	6 sided	5	20
MO-68206	6 sided	6	30
MO-68207	6 sided	7	35
MO-68208	6 sided	8	50
MO-68209	6 sided	9	60
MO-68210	6 sided	10	60
MO-68211	6 sided	11	90
MO-68212	6 sided	12	95
MO-68213	6 sided	13	130
MO-68214	6 sided	14	160
MO-68215	6 sided	15	170
MO-68216	6 sided	16	220
MO-68217	6 sided	17	230
MO-68218	6 sided	18	280
MO-68219	6 sided	19	320
MO-68220	6 sided	20	340
MO-68221	6 sided	21	470
MO-68222	6 sided	22	500






Reference	Socket head	 mm	 g
MO-68223	6 sided	23	600
MO-68224	6 sided	24	650
MO-68225	6 sided	25	700
MO-68226	6 sided	26	750
MO-68227	6 sided	27	800
MO-68228	6 sided	28	850
MO-68229	6 sided	29	900
MO-68230	6 sided	30	950
MO-68232	6 sided	32	1000

Hexagonal spanner with T handle

Reference	 mm	 mm	 g
MO-68310	305	10	350
MO-68311	305	11	360
MO-68312	305	12	370
MO-68313	305	13	400
MO-68314	305	14	450
MO-68316	305	16	560
MO-68317	305	17	650
MO-68319	305	19	750
MO-68321	305	21	800
MO-68322	305	22	850
MO-68713	405	13	650
MO-68714	405	14	800
MO-68717	405	17	900







T wrench 3/8" (9.35 mm) and 1/2" (12.7 mm) square drive

Reference	 mm	 mm	 g
MO-69523	130	3.8"	350
MO-69533	210	3.8"	450
MO-69544	350	1.2"	600



MO-69544

6 sided female socket 3/8" (9.53 mm) square drive - Metric and U.S Standard





Reference			Reference		
MO-69306	6	25	MO-69323	23	100
MO-69307	7	30	MO-69324	24	120
MO-69308	8	30	MO-697-1/4SAE	1/4	25
MO-69309	9	30	MO-697-5/16	5/16	30
MO-69310	10	35	MO-69735	3/8	30
MO-69311	11	35	MO-69736	7/16	35
MO-69312	12	35	MO-69737	1/2	40
MO-69313	13	45	MO-69738	9/16	45
MO-69314	14	45	MO-69739	5/8	55
MO-69315	15	50	MO-69740	11/16	60
MO-69316	16	55	MO-69741	3/4	70
MO-69317	17	60	MO-69742	13/16	85
MO-69318	18	65	MO-697-7/8	7/8	90
MO-69319	19	70	MO-697-15/16	15/16	105
MO-69321	21	85	MO-697-1SAE	1	110
MO-69322	22	90			

Others references, consult us.

Chrome steel.



12 sided female socket 1/2" (12.7 mm) square drive

Reference			Reference		
MO-69408	8	60	MO-69418	18	80
MO-69410	10	60	MO-69419	19	85
MO-69411	11	65	MO-69420	20	90
MO-69412	12	70	MO-69421	21	100
MO-69413	13	70	MO-69422	22	100
MO-69414	14	70	MO-69423	23	115
MO-69415	15	75	MO-69424	24	125
MO-69416	16	75	MO-69429	29	135
MO-69417	17	80	MO-69430	30	140





6 sided female socket 3/8" (9.53 mm) square drive long series

Reference			Reference		
MO-69608	8	55	MO-69616	16	130
MO-69609	9	65	MO-69617	17	145
MO-69610	10	75	MO-69618	18	160
MO-69611	11	85	MO-69619	19	180
MO-69612	12	95	MO-69621	21	200
MO-69613	13	100	MO-69622	22	220
MO-69614	14	115	MO-69624	24	240

Others references, consult us.

Chrome steel. L: 65 mm.



6 sided male hex Key / Socket 3/8" square drive

Reference		
MO-69393	3	45
MO-69394	4	55
MO-69395	5	60
MO-69396	6	65
MO-69397	7	70
MO-69398	8	70
MO-693100	10	80

Steel.



Male TORX 3/8" square drive

Reference			
MO-69T15	TX15 ★	60	50
MO-69T20	TX20 ★	60	55
MO-69T30	TR30 ★	105	60
MO-69T40	TR40 ★	105	80
MO-69T50	TR50 ★	105	100



Torx.

Extension pieces 3/8" square drive

Reference			
MO-69523	21.5	140	124
MO-69533	21.5	264	270



MO-69523

Sockets wrenches sets

IEC 60900 



MO-69524

MO-69308/23

Sockets 3/8"

(9.53 mm) - 6 sided



Reference	Description	Weight (g)
MO-69308/23	Complete sockets 410 x 120 x 75	1 250
Composition		
MO-69308	8	30
MO-69310	10	35
MO-69312	12	35
MO-69313	13	45
MO-69314	14	45
MO-69317	17	60
MO-69319	19	70
MO-69321	21	85
MO-69322	22	90
MO-69323	23	100
MO-69513	Reversible ratchet	600
MO-69523	Extension 130	124

Sockets 1/2"

(12.7 mm) - 12 sided



Reference	Description	Weight (g)
MO-69408/23	Complete sockets 410 x 120 x 75	1 500
Composition		
MO-69408	8	60
MO-69410	10	60
MO-69412	12	70
MO-69413	13	70
MO-69414	14	70
MO-69417	17	80
MO-69419	19	85
MO-69421	21	100
MO-69422	22	100
MO-69423	23	115
MO-69514	Reversible ratchet	600
MO-69524	Extension 125	250

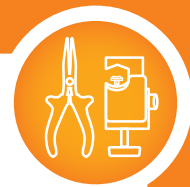
Others references 1/2 », consult us.

Accessories

Plastic case without tools.




Reference	Dimensions (mm)	Weight (g)
MO-69503	410 x 120 x 75	250

Other references, consult us.





IEC 60900 ⚡

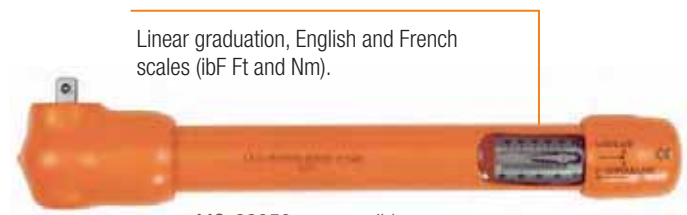
Ratchet spanners

Reference	 mm	 mm	 g
MO-69512	1/4"	125	150
MO-69513	3/8"	190	250
MO-69514	1/2"	255	600
MO-69515	3/8"	215	360





Torque wrench 3/8" square drive

Reference	 mm	\vec{F}_{Nm}	 g
MO-69050	330	8 to 50 Nm	790
MO-69051	235	4 to 20 Nm	500
MO-69054	290	8 to 50 Nm	850



Fully insulated scissors

Reference	 mm	 g
MO-72100E	132	80



Screwdrivers kit

IEC 60900 

Reference	KIT-03
Composition	
MO-65242	POZIDRIV screwdriver N°1
MO-65244	POZIDRIV screwdriver N°2
MO-65204	Flat blade screwdriver 3.5 x 100 mm
MO-65206	Flat blade screwdriver 5.5 x 125 mm
MO-65209	Flat blade screwdriver 8 x 175 mm



Pliers kit

Reference	KIT-07
Composition	
MO-66002	Universal pliers overall length 180 mm
MO-66502	Water pump pliers overall length 250 mm
MO-67302	End stripping pliers 160 mm
MO-66402	Bent snipe nose pliers overall 160 mm
MO-67500	Cable cutter 170 mm



Intervention kit

Reference	KIT-04
Composition	
MO-65242	POZIDRIV screwdriver N°1
MO-65244	POZIDRIV screwdriver N°2
MO-65204	Flat blade screwdriver 3.5 x 100 mm
MO-65206	Flat blade screwdriver 5.5 x 125 mm
MO-65209	Flat blade screwdriver 8 x 175 mm
MO-67302	End stripping pliers overall 160 mm
MO-66402	Bent snipe nose pliers overall 160 mm
MO-67500	Cable cutter 170 mm



Complete intervention kit

Reference	KIT-05
Composition	
MO-65242	POZIDRIV screwdriver N°1
MO-65244	POZIDRIV screwdriver N°2
MO-65204	Flat blade screwdriver 3.5 x 100 mm
MO-65206	Flat blade screwdriver 5.5 x 125 mm
MO-65209	Flat blade screwdriver 8 x 175 mm
MO-66002	Universal pliers overall 180 mm
MO-66502	Water pump pliers overall 250 mm
MO-67302	End stripping pliers overall 160 mm
MO-66402	Bent snipe nose pliers overall 160 mm
MO-67500	Cable cutter 170 mm





Insulated tools

Electrician tool bag

Reference	mm	kg
M-87370*	440 x 330 x 160	1.1

* Delivered without tools.

Ajustable shouldes shap.



Reinforced bottom.

Tool bag

Reference	mm	kg
M0-37	400 x 310 x 250	0.6

* Delivered without tools.

Multipockets inside.



Ajustable shouldes shap.

High resistance canvas.

Back pack for tools

Reference	mm	kg
M0-38	400 x 300 x 180	0.6

* Delivered without tools.

Wide adjustable strap.



Multipockets inside.

Reinforced back.

Reinforced zip.

High resistance canvas.

Tool box

Reference	mm	kg
M0-39	480 x 320 x 230	0.9

* Delivered without tools.

Ajustable shouldes shap.



Retractable handle.

High resistance canvas.

Flat tool case

Reference	mm	kg
M-87303	400 x 380 x 60	1



Strong waterproof canvas.

Multi-pockets inside.

Tool bag

Reference	mm	kg
MO-34	410 x 280 x 150	3.2



Black grained leather with handle.

The interior includes: a pocket, a separation which forms a tool tray and a fold-down tool tray.

Tool bag

Reference	mm	kg
MO-36	200 x 250 x 450	4.8



Silicon grain leather totally sewn. Strong leather handle and shoulder strap.

Separation which forms a tool tray.

Reinforced bottom.



Low voltage complete set.
Complete equipment for live line (LV) interventions.



Reference	MO-510-03 *
Personal equipment	
MO-186	1 face shield
CG-98-C	1 working gloves size C
CG-05-B	1 rubber gloves size B
CG-36	1 carrying bag for rubber gloves
MP-42/16	1 insulating mat 3 mm
Voltage detector	
MS-917	1 voltage detector
Insulating	
MP-26-A	10 insulating caps
MP-35/12	1 insulating blanket
MP-4110	10 wood clamps for insulating blanket
MP-32/15	6 line protectors 1.50 m
MP-19	5 insulating adhesive tapes
Insulating tools	
MO-61001	1 stripping knife
MO-67502	1 cable cutter 230 mm
MO-68008/19	1 open end spanners set with 8 / 10 / 11 / 12 / 13 / 14 / 17 / 19 mm

* Delivered without tool bag.

following... MO-510-03 *	
Insulated tools	
MO-69903	1 right angle hexagonal key wrench 3 mm
MO-69904	1 right angle hexagonal key wrench 4 mm
MO-69906	1 right angle hexagonal key wrench 6 mm
MO-751	1 insulating folding rule
MO-69003	1 adjustable spanner 250 mm
MO-66002	1 universal pliers 180 mm
MO-66202	1 round nose pliers 160 mm
MO-66502	1 water pump pliers 250 mm
MO-67102	1 side cutter 160 mm
MO-69308/23	1 sockets 3/8" wrench set with 10 sockets: 8, 10, 12, 13, 14, 17, 19, 21, 22, 23
MO-65205	1 flat blade screwdriver 4 x 100
MO-65207	1 flat blade screwdriver 6.5 x 150
MO-65209	1 flat blade screwdriver 8 x 175
MO-65232	1 Phillips screwdriver n° 1
MO-65234	1 Phillips screwdriver n° 2
MO-65236	1 Phillips screwdriver n° 3

* Delivered without tool bag.

Tool bag to order separately

Reference	Characteristics
MO-34	Leather tool bag , see page 112
MP-01	Bag for insulating mats, see page 29

Reference	Characteristics
M-87384	Bag for face shield and helmet, see page 20
M-87386	Multi-pocket electrician bag, see page 30



Dimensions




Weight

Intervention kit for electricians

IEC 60900 

Reference	MO-38510
Composition	
M-87370	1 tool bag
CG-05-C	1 pair of insulating gloves size C
MO-11001	1 safety glasses
AL-230-111	1 safety padlock
MO-65204	Flat blade screwdriver - 3.5 x 100 mm
MO-65206	Flat blade screwdriver - 5.5 x 125 mm
MO-65209	Flat blade screwdriver - 8 x 175 mm
MO-65242	POZIDRIV screwdriver - N°1 4.5 x 80 mm
MO-65244	POZIDRIV screwdriver - N°2 6 x 100 mm
MO-66002	Universal plier - length 180 mm
MO-66402	Bent snipe nose plier - length 160 mm
MO-67302	End stripping plier - length 160 mm
MO-67500	Cable cutter - length 180 mm
MO-66502	Water pump plier - length 250 mm



Our *LV Live working* guide is available.

All our guides and catalogues are available on request or downloadable from our website:



www.catuelec.com



Jumper clamps, cables and accessories

Mini jumper clamps fully insulated for switchboard use

These clamps are specially designed for use on energized parts in LV installations (switchboards, etc.) to make temporary connections. Isolated bronze jaws designed to axially grip conductors can be used on threaded bolts or shanks and nuts. All other models in this series tighten with T-handle screw, and receive cable terminals

Reference	 mm	 g
MC-141	150 x 75 x 25	200
MC-142	33 x 38 x 58	130
MC-143	115 x 70 x 25	150
MC-144	23 x 75 x 150	280
MC-145	23 x 70 x 110	220
MC-146	23 x 70 x 110	230
MC-147	100 x 70 x 25	100
MC-147/1	100 x 70 x 25	100
MC-148	80 x 70 x 25	150
MC-148/1	80 x 65 x 25	100
MC-149	160 x 60 x 55	300

MC-141



Six-sided
17-19 mm.

MC-142

Axial
(at cable end)
+
transversal



Adjustable clamp
round Ø 6-10 mm
flat 5 mm.

MC-143



Flat bar,
thickness
2-25 mm.

MC-144



Round 8-12
square 9-10 mm.

MC-145

Wire clamp for
stripped cables
Ø 3 to 10 mm.



Transversal

MC-146

Wire clamp
for stripped
cables
Ø 10 to 24 mm.



Transversal

MC-149



Flat bar,
thickness
20-30.

MC-147



Threaded rod M8
MC-147.
Threaded rod M10
MC-147/1.


MC-148



For shunt 200 A.

Clamp with tapped revolving rod
end M8, 200 A shunt. To be used
with an insulating six-sided male
hex key 5 mm.

MC-148/1



For 10
to 50 mm² cable.

Clamp with tapped
revolving rod end M8.



Dimensions




Weight

Jumper cables

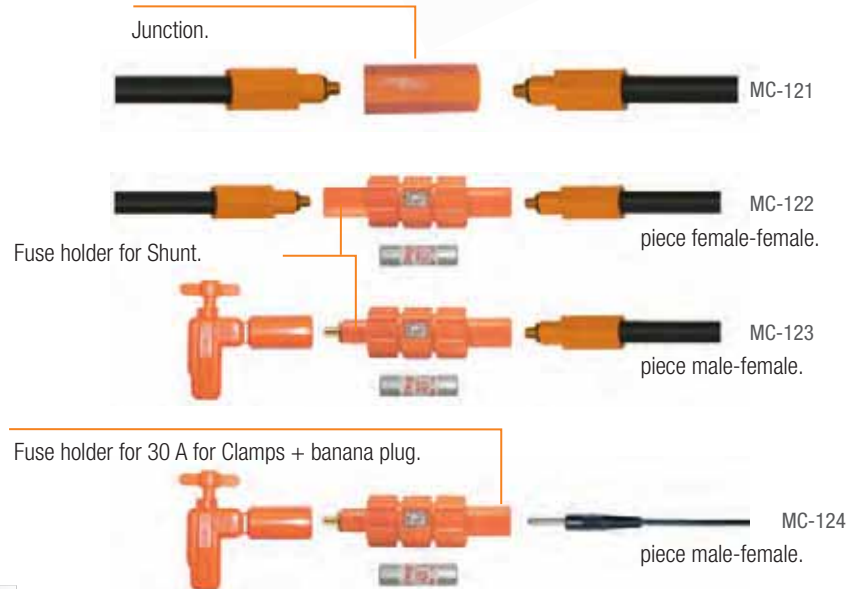
LV live working tools.

Reference	↔	g	Sections mm ²
MC-153/05	0.5 m	270	35
MC-153/10	1 m	570	35
MC-153/30	3 m	1 720	35
MC-153/60	6 m	3 460	35
MC-155/05	0.5 m	380	50
MC-155/10	1 m	760	50
MC-155/20	2 m	1 520	50
MC-155/30	3 m	2 280	50
MC-155/60	6 m	4 560	50
MC-155/80	8 m	6 080	50




Jumper cable with insulated jumper clamps

Reference	↔ mm	g
MC-121	60 x 25	50
MC-122	125 x 35	100
MC-123	125 x 35	100
MC-124	125 x 35	100



Jumper cable with insulated jumper clamps




Reference	↔	g
MC-120/15	1.5 m	850
MC-120/50	5 m	1 950
MC-120/100	10 m	4 000






Jumper clamps, cables and accessories

Threaded adapter



Reference	 mm	 mm	 g
MC-181	50 x 13	M10	50
MC-182	50 x 10	M8	27
MC-183	50 x 17	M12	48


Set of 4 adapters by reference.



Shunt Telescopic probe

Reference	Sections mm ²	Current
MC-126	1.5 to 16	60 A
MC-126/1	10 to 70	100 A


Reference	 mm	 g
MC-150	173 x Ø 32	185



Bypass housing

Reference	Characteristics
MC-156	Box 40 x 80 x 158 mm
MC-156/1	Spare part
MO-237-D	Triangular spanner witch T hande

The six removable fittings can be separated by the triangular spanner.



The housing allows on each side to connect 3 by pass jumpers.

Jumper connecting box with fuse

Reference	Intensidad
MC-116	30 to 200 A




The shunt for collective channeling is a box used to make sure, before proceeding to the replacement of a molten fuse situated on a channeling, that the defect which brought about the molten is eliminated. This box is used with a fuse when the (nominal) assigned intensity of the channeling is < 100 A and with 2 fuses when this intensity is included between 100 A and 200 A. It can also be used to open a circuit in load, for example to change a damaged accessory such as a pin.

Shunt for collective pipes.




Insulator cover

For LV insulator.

Reference	Characteristics	 mm	 mm	 g
MP-22	Line insulator	150 Height	110	475
MP-23	Dead end insulator	210 Height	180	1 145

ST TST BT N°435






Bag for insulator cover

Reference	 mm	 g
MP-50	Ø 300 x H 400 mm	650



End cap for conductor cable



Reference	 mm out	 mm in		Section mm ²
MP-26-A	10	6.5	6 cm	4 to 10 mm ²
MP-26-B	15	11	10 cm	10 to 35 mm ²
MP-26-C	20	15	12 cm	16 to 70 mm ²
MP-26-D	25	20	12 cm	25 to 120 mm ²
MP-26-E	35	30	12 cm	to 300 mm ²

ST TST BT N°430



Flexible - type conductor cover

For LV conductors.


Reference		 g
MP-32/10	1 m	410
MP-32/15	1.5 m	620
MP-33	3 m	1 230

ST TST BT N°440




Flexible - type conductor cover

For overhead network (< 1 000 V).

Reference	Characteristics	 g
MP-31	Sipral shape type 5 m	600
MP-59	Indent tool for MP-31	180

ST TST BT N°445





Insulating flexible blanket

Electrical Insulating blanket

The electrical insulating blanket is used for the protection of workers from accidental contact with live or earthed electrical conductors, apparatus or circuits and avoidance of short circuits on electrical installations.

Electrical Insulating blanket

In accordance with IEC 61112 standard and according class 0 specifications. Operating voltage: 1000 V AC and 1500 V DC.

In accordance with specific properties:

Category A: acid resistant.

Category C: resistant to very low temperature (-40°C).

Category H: oil resistant.



Recommendations for use

Storage/Transport

Insulated blanket should be properly stored to avoid the risk of damage to the insulating material.

Do not store or use close to excessive heat.

Do not expose to direct sunlight for long period.

Storage temperature: 10°C to 21°C.

Before use

Insulating blanket cut from a roll should keep visible markings.

Each side of the blanket should be. Visually inspected by the user.

The unsulating blanket must not have tears or holes. If the blanket

is dirty, wash it with soap and water. Dry it with respect of using temperatures.

In use

Operating temperatures: -40°C to +55°C.

Avoid contact with chemical products. Do not walk on the insulating blanket.

Periodic inspection

Insulating blanket should not be used without having been electrically tested within twelve month preceding with the exception of class 00 and 0.

Only visual inspection is required for class 00 and 0.

ACCESSORIES SEE PAGE 121

Clamp and adhesive tape.



MP-41530



MP-19-LOT



Dimensions



Diameter











Weight

Insulating flexible blanket






Polyvinyl in roll.



IEC 61112 
Class 0
1 000 V 
1 500 V 

Reference	Class	Operating voltage		 m	 mm	 kg
						
MP-35	0	≤ 1 000 V	≤ 1 500 V	1.3 x 25	0.3	12
MP-35/12	0	≤ 1 000 V	≤ 1 500 V	1.3 x 12.5	0.3	6
MP-37	0	≤ 1 000 V	-	0.09 x 25	0.3	0.8






Insulating flexible blanket orange rubber

Reference	Class	Operating voltage		 m	 mm	 kg
						
MP-220	0	≤ 1 000 V	≤ 1 500 V	1 x 1	1	1.5
MP-220/1	0	≤ 1 000 V	≤ 1 500 V	1 x 10	1	15



Insulating flexible blanket reinforced polyvinyl

Individual model.

Reference	Class	Operating voltage		 mm	 mm	 g
						
MP-123	0	≤ 1 000 V	≤ 1 500 V	360 x 660	0.5	150
MP-123/1	0	≤ 1 000 V	≤ 1 500 V	500 x 900	0.5	290
MP-123/2	0	≤ 1 000 V	≤ 1 500 V	800 x 1 200	0.5	600

Translucid polyvinyl.
Reinforced by a grid
of synthetic fibre.




The «Velcro™» type allows
the flexible blanket to be
closed by pressing the
edges together. Several
flexible blanket can also be
connected in this manner.





Cover-up equipment

Insulating flexible blanket LV/MV



Reference	Characteristics	 m	 mm	 kg
MP-40	In roll	1.3 x 25	0.8	24

In accordance with **ST HTA 50D** EDF-SERECT specification.

Flexible translucent vinyl materiel.



Blanket clamp

Reference	 mm	 g	
MP-4110	160	60	1
MP-41530	65	10	12

Insulating plastic clamp with spring.



MP-4110



Bimaterial insulating clamp.



MP-41530

ST TST BT N°415

Electrical adhesive tape

Reference	 m	
MP-19-LOT	0.015 x 10	Set of ten rolls



* Brown, yellow, red, orange, blue, white, black, green, green/yellow, grey.

IEC EN 60454



Large electrical adhesive tape

Rubber and PE compound
Dielectric resistance : 2.5 kV.

Reference	 m	
MP-19/1	0.05 x 50	Red

IEC EN 60454



Obstacle or distance protection,
see chapter **locking and signaling**.

 Dimensions  Thickness  Weight

 Total length  Packaging



Cable Identifier

The **MX-400** includes a modulator **A** and a receiver **B**.

The **MX-400** is a cable identifier that is particularly well suited for quickly identifying underground cables and insulating overhead lines. It is also designed for identifying phases. This identifier is used on any type of power distribution network with rated voltages of 230 to 400 Volts.

Operating voltage: 230/400 V +/- 10%.
 Frequency: 50 Hz +/- 10%.
 Operating temperature: - 10° to + 55°C.
 Storage temperature: - 20° to + 70 .
 Class II modulator.

The **modulator** is an electronic power system that draws current pulses in 10-millisecond intervals at a frequency of 1 Hertz. Current limited by fuse, HPC 100 kA aM 10 A.

Reference	 mm	 kg
MX-400	510 x 465 x 216	10.6

Comes complete with an ABS case, 2 cables, and 1 amperemetric clamp.

H07RNF power cables.
 (6 mm² and 3 m length).
 The connection is made between phases for identifying the cable or between phase and neutral for identifying a phase. After connection, the device is immediately live, as indicated by two 230 and 400 Volts lights.



The receiver is equipped with two sensors that detect the passage of pulses drawn by the modulator. Once these pulses are received, the device emits a light signal, confirmed with a beep after three seconds. Receiver powered by 9 V lithium type 6LR61 battery. Sensor sensitivity adjustable to 15 levels. Detection can easily be adjusted, which accordingly affects identification accuracy.



The phase is identified with an **amperemetric clamp** connected to the receiver and positioned around the phase to be identified. When the clamp detects pulses drawn by the modulator, the receiver emits a light signal, confirmed by a beep after three seconds.

Accessories

Reference	Characteristics
MX-400/1	Modulator + receiver
MX-400/6	Receiver
MX-400/7	Amperemetric clamp
MC-1421	Connection clamp

