



DETEX™ 917-L AND 918-L VOLTAGE DETECTORS AND TESTERS

The **Detex™ MS-917-L** and **918-L** are designed based on the **IEC 61243-3** standard, in response to the requirements of the **EN 50110-1** European standard. Sound and lighting equipment, suitable for indoor/ outdoor use. It enables to detect absence of voltage and :

- Checks voltage levels from 12 to 690V AC, 750V DC (MS 917-L) and from 12 to 900V AC, 1000V DC (MS 918-L).
- Sound and light continuity for a non-live circuit (threshold of 200 Ω for 917-L and 100 Ω for 918-L),
- Unipolar identification of the phase,
- Search for the polarities of a DC circuit,
- Rotary Field by the two-wire method only for 918-L.

Detex™+ MS-917-L

IEC 61243-3
EN 61243-3



The configuration with both fixed points allows for a 19 mm gap between points, which immediately normalizes the double contact (2P+T, 10/16 A).



THE

MS 917-L et MS 918-L

- 1 Test-lead points. Point Ø 2 mm and 19 mm lengths for well contact
- 2 Hazardous voltage indicator light (> 50 V).
- 3 Phase identification light (unipolar).
- 4 Test button.
- 5 Completely modular and adjustable using type E plugs.

MS 918-L

- 6 Lighting unit.
- 7 Phase rotation detection check (two-wire method).
- 8 Voltage light for 12 to 900 V AC (1000 DC).



Detex™+ MS-918-L

Phase identification light (unipolar).



8 Voltage light. for 24 to 690 V AC (750 DC)

Multifunctional light
12 V / + range
12 V / - range

7 Phase rotation detection check (two-wire method)

Hazardous voltage light (> 50 V).

MS-918-L storage configuration.



M-87369 Carrying bag.



M-952325 Board hanger provided on the back of the device.

Accessories

Reference	Characteristics
M-87369	Carrying bag *
M-952325	Board hanger *

* Ordered separately.

Selections and Characteristics:

Reference												
	Voltage	50/60 Hz +/- 10 %	Continuity	IP65 Protection IK06	Class II	Category IV 600 V	Operations -15 to +45 °C (class N)	2 AAA batteries 1.5 V	Rotary Field	Suitable for standard 2P+T, 19 mm	Lighting unit.	210
MS-917-L *	690	•	200	•	•	•	•	•	•	•	•	•
MS-918-L *	900	•	100	•	•	•	•	•	•	•	•	•

* Supplied without accessories.





DETEX™ 920-EX VOLTAGE DETECTOR AND TESTER

The **Detex™ MS-920-EX** is designed based on IEC 61243-3 standard, in response to the requirements of the EN 50110-1 European standard.

Sound and lighting equipment, suitable for indoor/ outdoor use. It enables to detect absence of voltage and :

- Check of voltage levels > 50 V DC and AC,
- Up to 690 V AC and 800 DC,
- Continuity sound control for a non-live circuit (< 100 Ω),
- Unipolar identification of the phase,
- Search for the polarities of a DC circuit,
- Rotary field by the two-wire method.
- Resolution : 1 V
- Precision : ± 5 %

Detex™ + MS-920

IEC 61243-3 / EN 61243-3
EN 61010-1



THE


- 1 Test-lead points according to IEC 61010-031 Point Ø 2 mm and 19 mm lengths for well contact.
- 2 Three digit colour LCD screen display.
- 3 Test button.
- 4 Indicator light when voltage > 50 V.
- 5 Completely modular and adjustable using type E plugs.
- 6 Lighting unit.

The configuration with both fixed points allows for a 19 mm gap between points, which immediately normalizes the double contact (2P+T, 10/16 A).





Example of continued 24 V detection, display is **BLUE** because < 50 V.



Example of detecting 230 V AC, displayed in **RED**.

Rotary Field indicator.

Unipolar identification of the phase.

4 Hazardous voltage indicator light (> 50 V).

Polarity.



6



MS-920-EX storage configuration.

Accessories

Reference	Characteristics
M-87369	Carrying bag *
M-952325	Board hanger **

* Ordered separately.



M-87369 Carrying bag.



M-952325 Board hanger provided on the back of the device.


Selections and Characteristics:

Reference													
	Voltage 12-690 V AC 12-800 V AC	50/60 Hz	Continuity < 100 Ω	IP65 Protection IK06	Class II	Category IV 600 V	-15 to +55°C (class N)	Display 3 digits	2 AAA batteries 1.5 V	Rotary Field	Suitable for standard 2P+T, 19 mm	Lighting unit.	210
MS-920-EX *	•	•	200	•	•	•	•	•	•	•	•	•	

* Unit comes with a hook table.



NO VOLTAGE TESTER FOR ELECTRIC VEHICLES

EN 61243-3 (2010) / 
IEC 61243-3 (2009)
CE

The **MS-917-VE NVT** voltage tester was specially designed to check for no voltage and direct current voltages on electric or hybrid vehicles.

Used for No Voltage Checks and also:

- checking voltage levels from 12 to 700 V DC,
- checking a circuit's sound and light continuity (power off),
- searching for polarity in a DC circuit.

Do not leave on for more than 30 s.












THE

- 1 IP2X test-lead points retractable sleeves. New: the "Touch" function: hold in the retracted position in complete safety.
- 2 Test button and continuity control.



Voltage detection on electrical power circuit.

Selections and characteristics:

Reference					IV					
	Voltage	Continuity	Protection IP65 IK06	Class II	Category IV 600 V	-15 to +45°C (class N)	2 AAA batteries 1.5 V	Phase rotation direction	Suitable for standard 2P+T. 19 mm	Lighting unit. 210
MS-917-VE	12-700 V DC	•	•	•	•	•	•	•	•	•

* Unit comes with a hook table.



IEC ELECTRONIC VOLTAGE DETECTORS, "COMPACT SERIE" FOR INDOOR AND OUTDOOR USE

Ultimate technology of voltage detector "Head Capacitive Technology".
Compact and light, it offers a wide band (10/36 kV).

Operating check :

By pressing the TEST button:

- A **RED** LED flashes on.
- Powerful rated audible signal > 60 dB(A)/2 m.
- When loosening the button, the timed **GREEN** LED lights up.

While remaining on, it indicates the good working order of the detector.

Characteristics :

- Precise and stable operating threshold.
- High environmental resistance (impacts, vibrations, moisture).
- Temperature conditions: class N (IEC -61243-1 standard).
- Use from 50 to 60 Hz.



IEC VOLTAGE DETECTOR

In compliance with IEC-61243-1.

CC-765 high environmental resistance : impacts, vibrations, moisture.

Recommended stick CE-4-21-C or K.

Refer to technical specifications on page 201.

IEC 61243-1



Reference	Characteristic	~	mm	g
CC-765-55/20*	In storage box	5.5 - 20	Ø 59 x 270	350
CC-765-3/10*	In storage box	3 - 10	Ø 59 x 270	350
CC-765-10/36*	In storage box	10 - 36	Ø 59 x 270	350
CC-765-10/30*	In storage box	10 - 30	Ø 59 x 270	350

(*) Specify type of mounting when ordering : C or K.
Devices delivered with instructions in plastic box and batteries, mixed contact electrode
Centring bracket/flag for use with Nevers equipment (refer to page 178) and instruction manual.
Dimensions Ø 59 x 270 mm.
FOR OTHER VOLTAGE RANGE : CONTACT US.



CC-765-10/30 - C

IEC INSULATING STICK FOR VOLTAGE DETECTOR

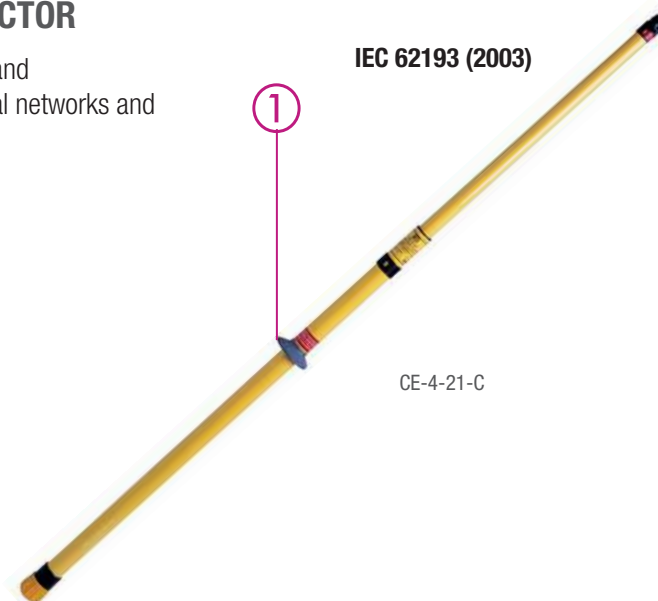
Parts made of composite epoxy resin and glass fibre tubes and polyurethane foam. Locked with a push button. Rod for aerial networks and electrical installations.

For VAT and Grounding.

Reference	~	↔	kg
CE-4-21-(*)	90 kV	2 m	1.5

(*) Add end-fitting: C-E-K.

IEC 62193 (2003)



CE-4-21-C

THE ⊕

1 Hand guard.

IEC ELECTRONIC VOLTAGE DETECTOR, WITH ANTENNA FOR INDOOR AND OUTDOOR USES

Ultimate "head capacitive technology" of voltage detector.

- Universal application 50 / 60 Hz and wide band of voltage from 5 to 30 kV.
- Type S (Substation) with electrode extension.
- The electrode extension is designed to ensure no inside failure.
- Equipped with its insulating stick : Assembly by screwing.

Voltage presence is indicated by:

RED flashing LED (very bright, visible at more than 20 m in direct lighting).
Powerful rated audible signal > 67 dB (A) / 1.5 m.

Characteristics:

- Temperature conditions: class N (-25 to 55°C).
- Type S (with electrode extension).
- Electrode extension diameter : 14 mm.
- Power supply: 1 standard 9 V battery 6LR61.
- Network frequencies : 50 and 60 Hz.
- Contact electrodes fitted by screwing and easily interchangeable.
- Packaging: supplied in a carrying bag with zip (930 mm x 200 mm) and transparent side pocket.
- In compliance with the standard IEC 61243-1 Ed 2 (2003).
- CE marking complies with EMC immunity regulations.

Reference	~	↔	g
CC-965-10/30	10 to 30	Length: 1.55 m Diameter: 59 mm	850
CC-965-5/15	5 to 15	Length: 1.45 m Diameter: 59 mm	820



IEC 61243-1
CE



Accessory

Plastic carrying case: REF. M78723.




Canvas bag



THE +

- 1 360 ° light indication.
- 2 Delivered in a waterproof canvas bag.
- 3 With insulating stick





VOLTAGE DETECTOR FOR M.V. SUBSTATION (INDOOR USE)

It's equipped with its built-in device for the checking operation.

The indication "voltage present" is visualized on 360° by a high brightness red LED.

High environmental resistance: Shocks, drop, vibration.

Rugged molded thermoplastic housing.

Powered with a lithium battery.

The battery life is more than 8 years.

External Ø 58.5 mm compatible with the passoped glasses. Telescopic stick version for reduced space requirement.

EN 61243-1
CE

Reference				
		Folded up		
CL-465-10/30-M *	10 - 30 kV	-	1.35 m	1
CL-465-10/30-2 **	10 - 30 kV	0.75 m	1.18 m	0.9

* Delivered in vinyl sheath with wall brackets CI-06-D.

** Delivered in canvas, waterproofed with ramp.

THE

- 1 The battery life is more than 8 years.
- 2 The indication "voltage presence" is visualized on 360°.



CL-465-10/30-M



CL-465-10/30-2



IEC ELECTRONIC VOLTAGE DETECTORS, "COMPACT SERIE" FOR INDOOR AND OUTDOOR USE

IEC 61243-1
CE

Ultimate technology of voltage detector "Head Capacitive Technology"

Compact and light, it offers a wide band (10/36 kV).

Operating check :

By pressing the TEST button:

- A **RED** LED flashes on.
- Powerful rated audible signal > 60 dB(A)/2 m.
- When loosening the button, the timed **GREEN** LED lights up.

While remaining on, it indicates the good working order of the detector.

Characteristics :

- Precise and stable operating threshold.
- High environmental resistance (impacts, vibrations, moisture).
- Temperature conditions: class N (IEC 61243-1 standard).
- Use from 50 to 60 Hz.

Composition :

- Robust housing.
- Weight of the detector: 350 gr.
- Size of the detector: Ø 59 x 270 mm.



Reference		Operating voltage (KV)		
			Type 6 LR-61	kg
CC-765-55/20*	50/60 Hz	5,5 - 20 kV	9 V	0.35
CC-765-3/10*	50/60 Hz	3 - 10 kV	9 V	0.35
CC-765-10/36*	50/60 Hz	10 - 36 kV	9 V	0.35
CC-765-10/30*	50/60 Hz	10 - 30 kV	9 V	0.35

(*) Specify type of mounting when ordering: C or K.

Packaging : unit supplied complete in a case with batteries and contact electrodes (straight and V-shaped).

For other voltages, please consult us.


Voltage presence is indicated by:

- **RED** flashing LED (very bright -visible at more than 20 m in direct lighting),
- powerful rated audible signal > 60 dB(A)/2 m.

THE

1 Light indication 360° visibility.

NEW Dual voltage range detector : CC-775.
This voltage detector is also available with two voltage ranges without a manual selector switch, in compliance with the standard IEC 61243-1.
Example: from 2 to 7 kV & from 12 to 25 kV.
Please contact us in order to determine together your appropriate need in the respect of the standard.



End fittings:

C : hexagonal 12 mm, for hexagonal end-fitting sticks, K: universal, for universal end-fitting sticks.

Recommended stick: **CE-4-21**, **CE-75**.

STANDARD ELECTRONIC VOLTAGE DETECTOR FOR INDOOR AND OUTDOOR USE

C 18-311
CE

Checking

By pressing the test button :

- extremely bright **RED** flashing LED's (visible at more than 50 meters even in unfavourable light),
- powerful rated audible signal > 60 dB/2 m




The test button is released :

- a timed **GREEN** LED lights.

Indicating both the detector is operational and the self testing of the unit continues.

Characteristics :


- Precise and stable operating threshold.
- High environmental resistance (impacts, vibrations, moisture).

Reference		Operating voltage	 Type 6 LR-61	 kg
CC-365-3/10-(*))	50 Hz	3-10 kV	1.5 V	0.50
CC-365-10/30-(*))	50 Hz	10-30 kV	1.5 V	0.50

(*)) Specify type of mounting when ordering: C or K.
Packaging : unit supplied complete in a case with batteries and contact electrodes (straight and V-shaped).
Total weight : 1100 g, Total size : 340 x 275 x 83 mm.
For other voltages, please consult us.

Accessories :

Reference	Characteristics
CC-365-101	Flag/Vee contact electrode
C-92-492	Contact electrode for installations L = 310 mm, insulating on 300 mm



End fittings:

C : hexagonal 12 mm, for hexagonal end-fitting sticks, K: universal, for universal end-fitting sticks.
Recommended stick: **CE-4-21**, **CE-75**.



CC-365-K



CC-365-C

GREEN LED



Double signaling:

Voltage presence is indicated by both:
- extremely bright **RED** flashing LED's (visible at more than 50 meters even in unfavourable light),
- powerful rated audible signal > 60 dB/2 m.





AC VOLTAGE DETECTOR FOR OUTDOOR USE

IEC electronic voltage detector "Ultra Compact Series" for outdoor use.
 Ultimate "head capacitive technology" of voltage detector.
 Universal application 50/60Hz and wide band of voltage from 44 to 32kV.

Voltage presence is indicated by :

- RED flashing led (very bright, visible up to 20 m in direct lighting).
- powerful rated audible signal 67dB(A)/1.5 m.

Operating check :

- by pressing the Test Button, correct operation is indicated by RED LED flashing on and a sound signal.
- After releasing the Test Button, a timed green LED lights on.
- It indicates the good working order of the detector.

Contact electrodes (hook shaped) fitted to the body by screwing and easily interchangeable.

Characteristics :

- Contact electrodes fitted to the housing by screwing and are easily interchangeable.
- Visible light is also indicated on the circumference of the disk for better visibility.
- Robust housing thermoplastic

Delivered in a carrying bag.

For other voltage, please consult us.

IEC 61243-1 SUPP



THE

- 1 Visible light on 360°.



End fittings

End fitting "C": hexagonal male 12 mm on flats, for hexagonal end fitting sticks.

End fitting "K": for Universal end fitting sticks.

Reference	(Operating voltage)	Contact electrode	Case colour	type 6 LR 61		
CC-765-44/132	44 - 132 kV	Ø 120 mm		9 V	-25/+55 C°	350

AC VOLTAGE DETECTOR FOR OUTDOOR USE

Precise and stable operating threshold. Insensitivity to induced voltages by limiting the operating voltage range. Remarkably resistant to impacts, vibrations, extreme temperatures, humidity.

Double signaling.

Voltage presence indicated at the same time by:

- 4 bright **RED** flashing electro-luminescent diodes (visible at more than 50 meters even in direct lighting),
- a powerful rated acoustic signal (60 dB/2 m).

The **CC-265** detectors is supplied with 3 end fittings for sticks

W : Hexagonal 20 mm,

C : Hexagonal 12 mm,

K : Universal.

Robust housing made from polycarbonate with high mechanical properties and dielectric strength.

Check that the device is working by pressing the TEST button. This test all of the detector's active components once the TEST button is released.

Surrounded by a rubber impact-resistant padding.

Two **GREEN** illuminated lights, indicating that the device is on. These lights turn off, and four lights illuminate when a voltage is detected.

IEC 61243-1



CC-265-60/90



CC-265-60/150

End fittings
Delivered with 3 end fittings as standard.
Removable for replacement if broken.

K

C

THE ⊕

- 1 Illuminated display Broadcast over 360°.
- 2 Use in rain.
- 3 Shock Absorber Tip.

Reference	IEC 61243-1 edition 2	~ (Operating voltage)	Contact electrode	Case colour	type 6 LR 61	🌡️	📊
CC-265-44/132-(*)	•	44 - 132 kV	Ø 120 mm	●	9 V	-25/+55 C°	0.65
CC-265-60/90-(*)	•	60 - 90 kV	Ø 120 mm	●	9 V	-25/+55 C°	0.65
CC-265-60/150-(*)	•	60 - 150 kV	Ø 120 mm	●	9 V	-25/+55 C°	0.65
CC-260-60/235-(*)	-	60 - 235 kV	Ø 120 mm	●	9 V	-25/+55 C°	0.65
CC-265-90/225-(*)	•	90 - 225 kV	Ø 120 mm	●	9 V	-25/+55 C°	0.65
CC-265-120/245-(*)	•	120 - 245 kV	Ø 200 mm	●	9 V	-25/+55 C°	0.65
CC-260-132/380-(*)	-	132 - 380 kV	Ø 200 mm	●	9 V	-25/+55 C°	0.65
CC-260-150/420-(*)	-	150 - 420 kV	Ø 200 mm	●	9 V	-25/+55 C°	0.65
CC-265-225/420-(*)	•	225 - 420 kV	Ø 200 mm	●	9 V	-25/+55 C°	0.65
CC-260-225/550-(*)	-	225 - 550 kV	Ø 200 mm	●	9 V	-25/+55 C°	0.65
CC-265-315/765-(*)	Coming soon	315 - 765 kV	Ø 200 mm	●	9 V	-25/+55 C°	0.65

Delivered with modern, lightweight and impact-resistant case.
(*) Please specify type of mounting when ordering : C or K
For other voltages, please consult us.