


### FP600S COMPONENT SELECTOR CHART



FP600S Cable	Cleat (cast iron)	Brass Gland Kit	Glands per kit	Crimp Connector (lug)
<b>Four core</b>				
4 x 4 mm <sup>2</sup>	370CG04	LSF25CW	2	BT6C --
4 x 6 mm <sup>2</sup>	370CG05	LSF25CW	2	BT6C --
4 x 10 mm <sup>2</sup>	370CG05	LSF25CW	2	BT10C --
4 x 16 mm <sup>2</sup>	370CG06	LSF25CW	2	BT16C --
4 x 25 mm <sup>2</sup>	370CG07	LSF32CW	1	BT25C --
4 x 35 mm <sup>2</sup>	370CG07	LSF40CW	1	BT35C --
4 x 50 mm <sup>2</sup>	370CG08	LSF40CW	1	BT50C --
4 x 70 mm <sup>2</sup>	370CG08	LSF50CW	1	BT70C --
4 x 95 mm <sup>2</sup>	370CG09	LSF50CW	1	BT95C --
4 x 120 mm <sup>2</sup>	370CG09	LSF50CW	1	BT120C --
4 x 150 mm <sup>2</sup>	370CG10	LSF63CW	1	BT150C --
4 x 185 mm <sup>2</sup>	370CG11	LSF63CW	1	BT185C --
4 x 240 mm <sup>2</sup>	370CG12	LSF75CW	1	BT240C --
4 x 300 mm <sup>2</sup>	370CG13	LSF75CW	1	BT300C --
4 x 400 mm <sup>2</sup>	370CG14	LSF75CW	1	BT400C --

-- = lug hole/stud size, please specify

FP600S Cable	Cleat (cast iron)	Brass Gland Kit	Glands per kit	Crimp Connector (lug)
<b>Three core</b>				
3 x 4 mm <sup>2</sup>	370CG04	LSF25CW	2	BT6C --
3 x 6 mm <sup>2</sup>	370CG04	LSF25CW	2	BT6C --
3 x 10 mm <sup>2</sup>	370CG05	LSF25CW	2	BT10C --
3 x 16 mm <sup>2</sup>	370CG06	LSF25CW	2	BT16C --
3 x 25 mm <sup>2</sup>	370CG06	LSF32CW	1	BT25C --
3 x 35 mm <sup>2</sup>	370CG07	LSF32CW	1	BT35C --
3 x 50 mm <sup>2</sup>	370CG07	LSF40CW	1	BT50C --
3 x 70 mm <sup>2</sup>	370CG08	LSF50CW	1	BT70C --
3 x 95 mm <sup>2</sup>	370CG08	LSF50CW	1	BT95C --
3 x 120 mm <sup>2</sup>	370CG08	LSF50CW	1	BT120C --
3 x 150 mm <sup>2</sup>	370CG09	LSF50CW	1	BT150C --
3 x 185 mm <sup>2</sup>	370CG09	LSF63CW	1	BT185C --
3 x 240 mm <sup>2</sup>	370CG09	LSF63CW	1	BT240C --
3 x 300 mm <sup>2</sup>	370CG11	LSF63CW	1	BT300C --
3 x 400 mm <sup>2</sup>	370CG12	LSF75CW	1	BT400C --

-- = lug hole/stud size, please specify



**FP600S Cable**

**Cleat  
(cast iron)**

**Brass  
Gland Kit**



**Glands  
per kit**

**Crimp  
Connector  
(lug)**

**Two Core**

2 x 4 mm <sup>2</sup>	370CG04	LSF25CW	2	BT6C --
2 x 6 mm <sup>2</sup>	370CG04	LSF25CW	2	BT6C --
2 x 10 mm <sup>2</sup>	370CG04	LSF25CW	2	BT10C --
2 x 16 mm <sup>2</sup>	370CG05	LSF25CW	2	BT16C --
2 x 25 mm <sup>2</sup>	370CG06	LSF25CW	2	BT25C --
2 x 35 mm <sup>2</sup>	370CG06	LSF32CW	1	BT35C --
2 x 50 mm <sup>2</sup>	370CG06	LSF32CW	1	BT50C --
2 x 70 mm <sup>2</sup>	370CG07	LSF32CW	1	BT70C --
2 x 95 mm <sup>2</sup>	370CG07	LSF40CW	1	BT95C --
2 x 120 mm <sup>2</sup>	370CG08	LSF50CW	1	BT120C --
2 x 150 mm <sup>2</sup>	370CG08	LSF50CW	1	BT150C --
2 x 185 mm <sup>2</sup>	370CG09	LSF50CW	1	BT185C --
2 x 240 mm <sup>2</sup>	370CG09	LSF50CW	1	BT240C --
2 x 300 mm <sup>2</sup>	370CG10	LSF63CW	1	BT300C --
2 x 400 mm <sup>2</sup>	370CG11	LSF63CW	1	BT400C --

-- = lug hole/stud size, please specify



**BS8519:2010** Section 15 h, page 13

"The cable fixing should be in accordance with the cable manufacturer's recommendations. For example, plastic, nylon, and aluminium cable cleats would not normally be deemed suitable."