

### APPLICATION

Separable tee connector (plug-in type) designed to connect polymeric insulated cable to equipment (transformers, switchgear, motors...).

### TECHNICAL CHARACTERISTICS

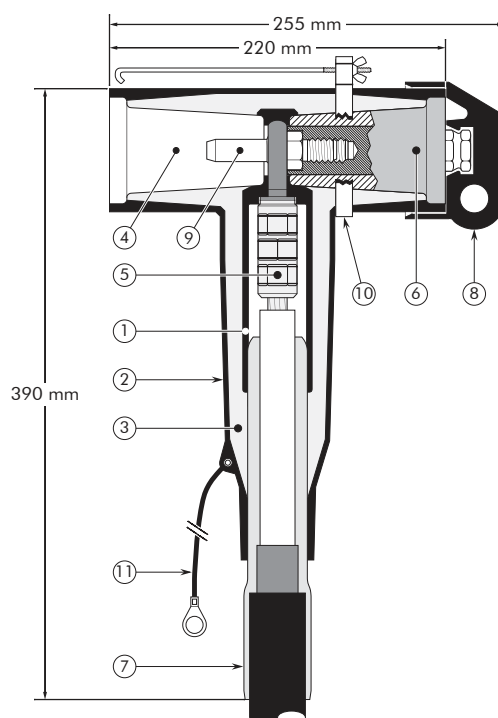
- The thick conductive EPDM jacket provides a total safe to touch screen which ensures safety for personnel.
- Each separable connector is tested for AC withstand and partial discharge prior to leaving the factory.

### DESIGN

Separable connector comprising:

1. Conductive EPDM insert.
2. Conductive EPDM jacket.
3. Insulating EPDM layer moulded between the insert and the jacket.
4. Type B - 400 A interface as described by CENELEC EN 50180 and 50181.
5. Conductor connector.
6. Basic insulating plug (with VD point).
7. Cable reducer.
8. Conductive rubber cap.
9. Clamping pin contact.
10. Bail restraint.
11. Earthing lead.

The screen break design enables cable outer sheath testing without removing or dismantling the connector.



6/10 (12) kV  
6.35/11 (12) kV  
8.7/15 (17.5) kV  
12/20 (24) kV  
12.7/22 (24) kV  
18/30 (36) kV

Up to 36 kV - 400 A

**EUROMOLD®**

### SPECIFICATIONS AND STANDARDS

The separable connector 400TE meets the requirements of CENELEC HD 629.1.

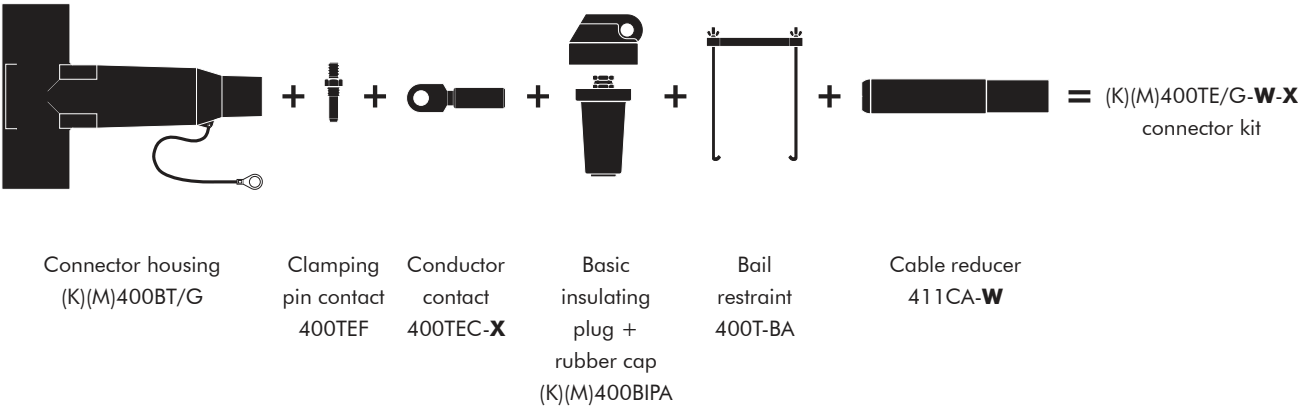
Separable connector type	Voltage Um (kV)	Current Ir (A)	Conductor sizes (mm <sup>2</sup> )	
			min	max
400TE/G	12	400	70	240
K400TE/G	24	400	25	240
M400TE/G	36	400	35	185

05/2017

KIT CONTENTS

The complete (K)(M)400TE/G elbow connector kit comprises the following components:

The kit also comprises lubricant, wipers, installation instructions and crimp chart.



ORDERING INSTRUCTIONS

Select the part number which gives the best centring to the cable core insulation diameter and substitute **X** using table X, according to the conductor size and type.  
Add a 'K' for use up to 24 kV and add an 'M' for use up to 36 kV.

TABLE W

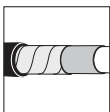
Ordering part number	Dia. over core insulation (mm)	
	min	max
400TE/G-11-X	12.0	17.5
400TE/G-15-X	16.0	22.0
400TE/G-19-X	20.0	26.5
400TE/G-22-X	23.5	31.0
400TE/G-25-X	26.5	32.5
400TE/G-27-X	28.5	37.5

TABLE X

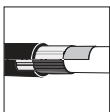
Conductor sizes (mm <sup>2</sup> )	Aluminium		Copper
	DIN hexagonal	Deep indent	DIN hexagonal
25	-	-	25(K)M-11-2
35	35(K)M-12-2	35KM-12-1	35(K)M-11-2
50	50(K)M-12-2	50(K)M-12-1	50(K)M-11-2
70	70(K)M-12-2	70(K)M-12-1	70(K)M-11-2
95	95(K)M-12-2	95(K)M-12-1	95(K)M-11-2
120	120(K)M-12-2	120(K)M-12-1	120(K)M-11-2
150	150(K)M-12-2	150(K)M-12-1	150(K)M-11-2
185	185(K)M-12-2	185(K)M-12-1	185(K)M-11-2
240	240(K)M-12-2	240(K)M-12-1	240(K)M-11-2

EXAMPLE:

The copper wire screened cable is 24 kV, 240 mm<sup>2</sup> stranded aluminium with a diameter over core insulation of 32.1 mm.  
Order 3 x K400TE/G-27-240(K)M-12-2 tee connector kit.



For use with copper tape screened cables.  
Order: Kit MT.



For use with Alupe or C 33-226 cables.  
Please contact our representative.



For use with fabric tape (graphite) screened cables.  
Order additional semi-conductive tape (type TSC).



For use with other cable types.  
Please contact our representative.



For applications outdoors and in humid climate.  
Order: +MWS.



Components can be ordered individually.