

## **GTS3**

### **HEAT-SHRINKABLE THREE CORE XLPE STRAIGHT JOINT**

**Up to 36 kV**

6/10 (12) kV  
6.35/11 (12) kV  
8.7/15 (17.5) kV  
12/20 (24) kV  
12.7/22 (24) kV  
18/30 (36) kV  
19/33 (36) kV

#### **Application**

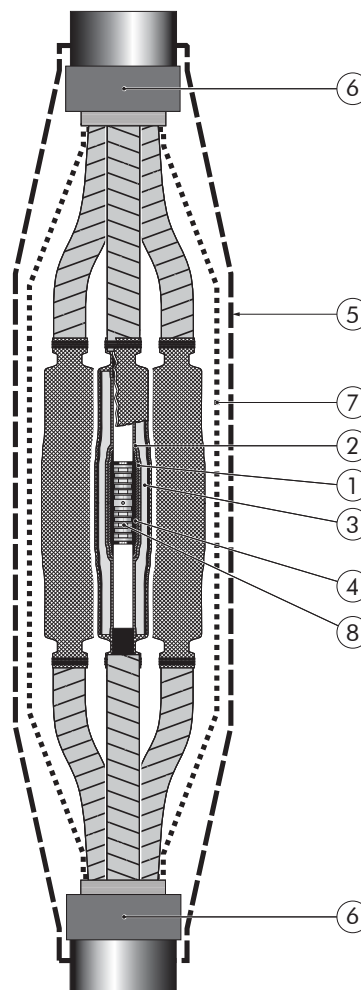
For jointing three core polymeric cable to be directly buried. The product is fully screened and fully submersible.

#### **Design**

1. Dual wall tube type.
2. Stress control tube.
3. Screen continuity (copper mesh).
4. Stress control mastic.
5. Overall protection tube.
6. Sealing mastic.
7. Canister.
8. Conductor connector (supplied on request).
9. Non-tracking tube (only for 36GTS3 - not shown).

#### **Specifications and standards**

Meets the requirements of CENELEC HD 629.2 and IEC 60502-4.



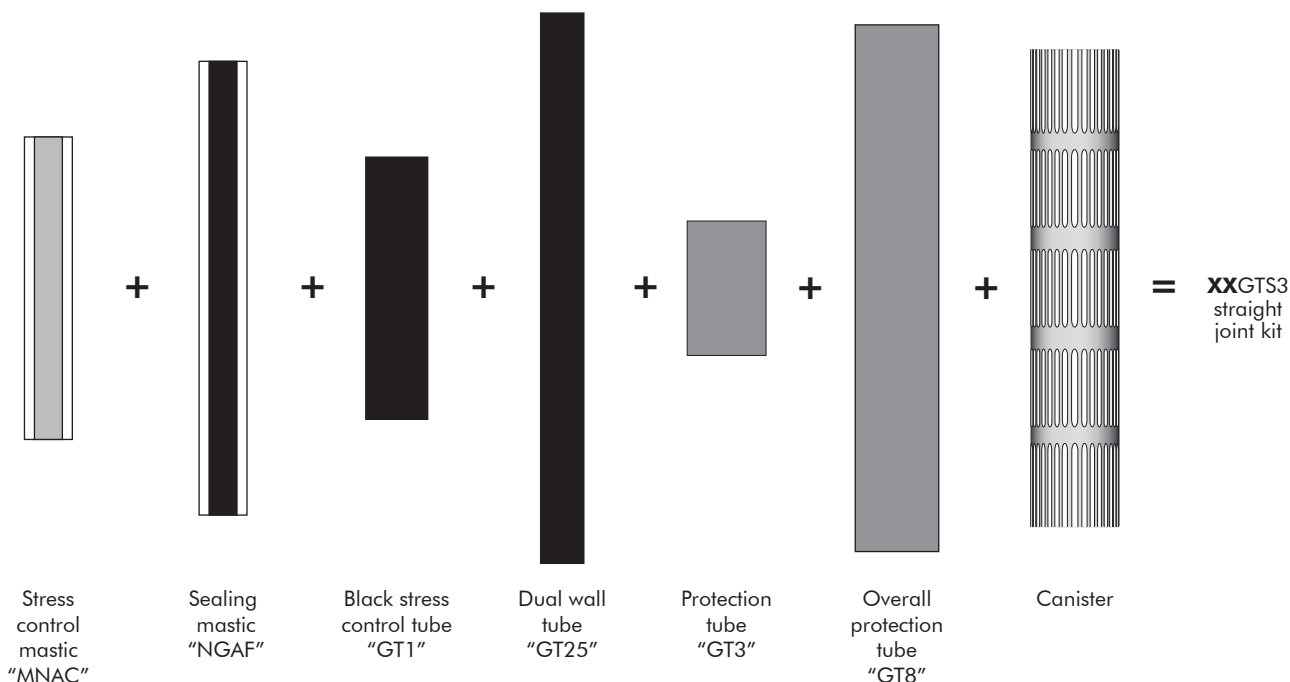
Straight Joint type	Voltage Um (kV)	Length "L" (mm)	Conductor sizes (mm <sup>2</sup> )	
			min	max
17GTS3	12 & 17.5	1200	25	400
24GTS3	24	1200	25	400
36GTS3	36	1400 - 2300	35	400

03/2009

## Kit contents

The complete GTS3 joint kit comprises the following components:

The kit also comprises installation instructions, semi-conductive tape, adhesive tape, a copper braid, tinned copper mesh tape, armour continuity roll springs and a ferrule for the screen wire connection.



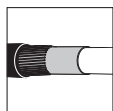
## Ordering instructions

Select the part number corresponding to both system voltage and cable dimensions.

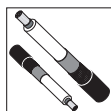
### Example:

The cable is 24 kV, 3 x 120 mm<sup>2</sup> stranded aluminium with an individual copper tape screen and a steel wire armour.  
Order: 24GTS3.240k.

Ordering part number	Voltage U <sub>0</sub> /U (kV)	Conductor size range (mm <sup>2</sup> )	
		min	max
17GTS3.50k	6/10 & 6.35/11 & 8.7/15	25	50
17GTS3.95k	6/10 & 6.35/11 & 8.7/15	50	95
17GTS3.300k	6/10 & 6.35/11 & 8.7/15	95	300
17GTS3.400k	6/10 & 6.35/11 & 8.7/15	240	400
24GTS3.50k	12/20 & 12.7/22	25	50
24GTS3.240k	12/20 & 12.7/22	50	240
24GTS3.400k	12/20 & 12.7/22	150	400
36GTS3.95k	18/30 & 19/33	35	95
36GTS3.240k	18/30 & 19/33	70	240
36GTS3.400k	18/30 & 19/33	150	400



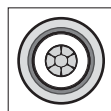
For use with copper wire screened cables. No further earthing device is necessary.



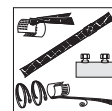
When jointing cables of different sizes, please contact our representative.




For use with other cable types. Please contact our representative.



For use with single core cables: see GTS1.



Different types of screen continuity kits can be supplied. Please contact our representative.



Can be supplied with all common types of conductor connectors.



**THORNE &  
DERRICK  
INTERNATIONAL**

**Thorne & Derrick**  
+44 (0) 191 410 4292  
[www.powerandcables.com](http://www.powerandcables.com)