

Premolded screened separable cable connectors

CSE-A 12250
CSE-A 24250CSS-A 12250
CSS-A 24250

Application areas

Premolded screened separable connectors for XLPE and EPR-insulated 1- or 3-core cables with Al- or Cu conductors for 12–24 kV. Can be installed both indoors and outdoors.

Fits standard bushings of outer cone type according to EN 50181. Connector with rated current:

- 250 A: Interface A with plug-in Ø 7.9 mm.

Standard

Meets the requirements of:

- CENELEC, HD 629.1 S2

Design

CSE-A and CSS-A are manufactured in rubber with three layers; a conductive inner layer, an insulation layer and a conductive outer layer, that are vulcanized together for the best possible interface between the layers.

The cable connectors include both a capacitive test point with protection and an integrated earthing wire.

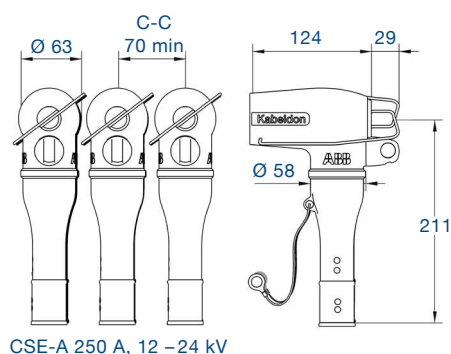
- Delivered in 3-phase kits, complete with cable lugs, bolt connection and stress grading adapter, designed to ensure a reliable installation.

Note:

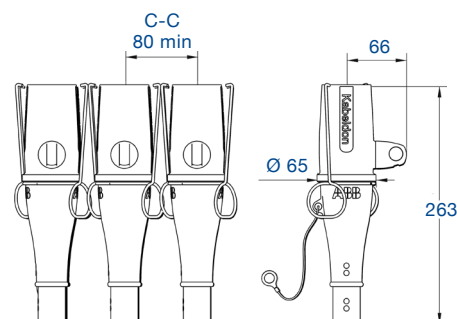
- For 3-core cable with common copper screen wires, a screen separation kit or a branch seal kit must be used. To be ordered separately.

Always select products by Insulation diameter.

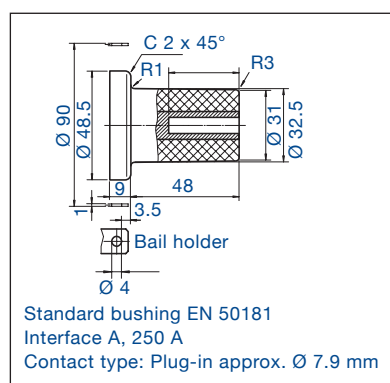
Dimensions in mm.



CSE-A 250 A, 12–24 kV



CSS-A 250 A, 12–24 kV



Voltage kV	Insulation diameter mm	Conductor cross section mm ²	Designation	Weight kg/unit
Elbow cable connector				
12	10–12	10–16	CSE-A 12250-01	2.2
12	13–22	25–95	CSE-A 12250-02	2.2
24	13–22	10–16	CSE-A 24250-01	2.2
24	17–25.5	25–95	CSE-A 24250-02	2.2
Straight cable connector				
12	10–12	10–16	CSS-A 12250-01	2.2
12	13–22	25–95	CSS-A 12250-02	2.2
24	13–22	10–16	CSS-A 24250 01	2.2
24	17–25.5	25–95	CSS-A 24250 02	2.2
Elbow cable connector complete with screen separation kit				
12	10–12	10–16	CSE-A 12250-01 P	5.5
12	13–22	25–95	CSE-A 12250-02 P	5.5
24	13–22	10–16	CSE-A 24250-01 P	5.5
24	17–25,5	50–95	CSE-A 24250-02 P	6.1