

APPLICATION

For use in equipment insulated with air, typically for switchgear, capacitors, motors...

TECHNICAL CHARACTERISTICS

Each bushing is tested for AC withstand and partial discharge prior to leaving the factory.

SPECIFICATIONS AND STANDARDS

The bolted type equipment bushings 400AR-4BC are moulded epoxy insulated parts and meet the requirements of CENELEC EN 50180.

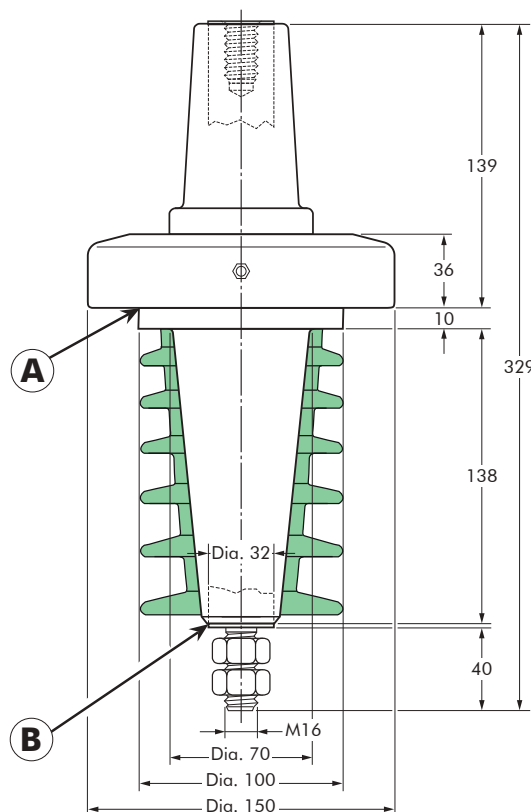
A non-tracking insulating rubber boot is installed over the bushing shank.

ORDERING INSTRUCTIONS

To order the equipment bushing, specify the type.

The bushings can be supplied with an earth jumper (/J) or an earth plate (/GS). This earth connection must be specified when ordering. E.g. K400AR-4BC/GS.

For use in potentially explosive atmospheres (for 12 kV max).
Order: -/ATEX



6/10 (12) kV
6.35/11 (12) kV
8.7/15 (17.5) kV
12/20 (24) kV
12.7/22 (24) kV

Up to 24kV - 1250A

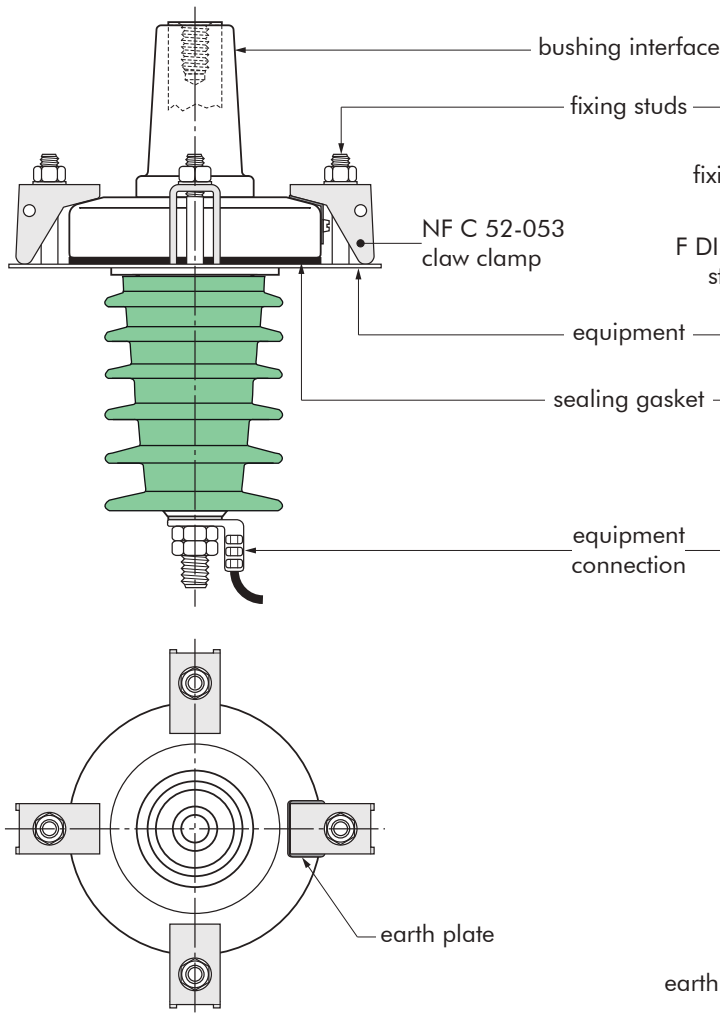
EUROMOLD®

In mm.

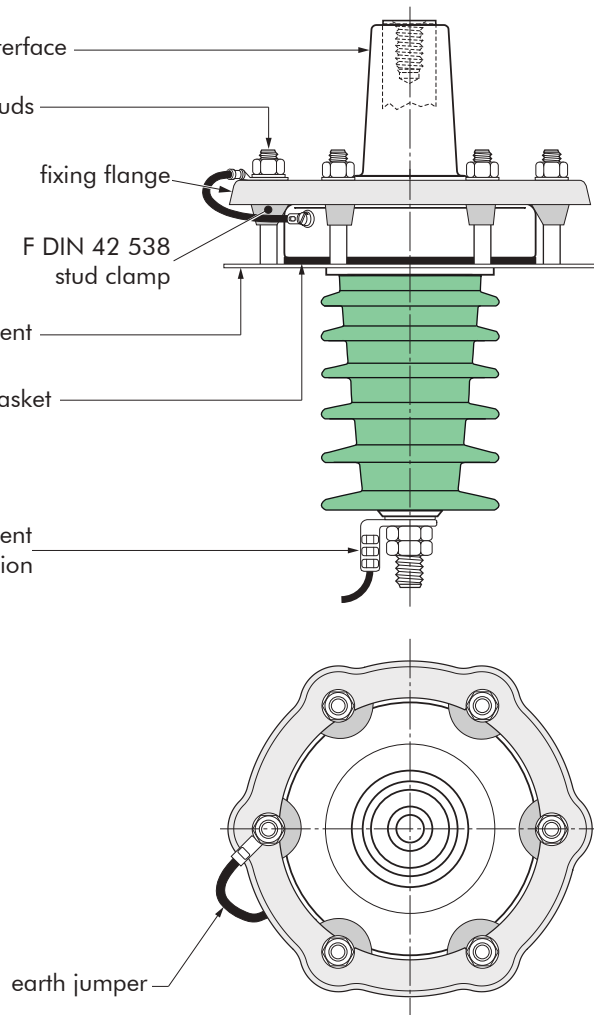
Equipment bushing type	Voltage U_m (kV)	Current I_r (A)	Creepage length A-B (mm)
400AR-4BC	12	1250	315
K400AR-4BC	24	1250	315

FIXINGS FOR EQUIPMENT BUSHINGS

400AR-4BC/GS BUSHING



400AR-4BC/J BUSHING



BUSHING CLAMPING KIT

To order the bushing clamping kit, according to NFC 52-053 standards, simply specify: KBC - NFC 52-053 /400 SERIES.

Contents: - 4 x claw clamp NF400
- 1 x sealing gasket.

BUSHING CLAMPING KIT

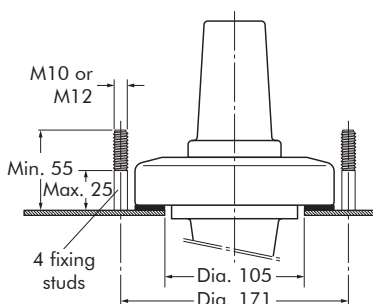
To order the bushing clamping kit with DIN style fixing flange, simply specify: KBC - RING CLAMP 3.

Contents:

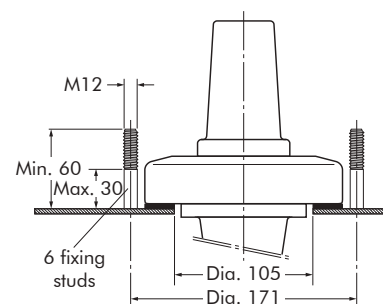
- 1 x fixing flange Ø150 mm
- 6 x stud clamp F DIN 42 538
- 1 x sealing gasket.

FIXING DIMENSIONS STANDARDS NF C 52-053

French standards.



FIXING DIMENSIONS



THORNE &
DERRICK
INTERNATIONAL

Thorne & Derrick
+44 (0) 191 410 4292
www.powerandcables.com

In mm.