

680 A

SPeX SINGLE POLE CONNECTOR



SPeX SINGLE POLE CONNECTORS COMPLY WITH:

- ATEX European Directive (affixing "Ex" symbol and CE marking),
- RoHS Directive (affixing CE marking),
- REACH European Regulation,
- IEC/EN 60079-0, IEC/EN 60079-7 and IEC/EN 60079-31 international and European standards,
- BUREAU VERITAS Marine specifications.

SPeX CERTIFICATION BODIES

SPeX are certified by LCIE (ATEX and IECEx), NANIO (TR CU EAC) and cCSAus (french, russian and americano-canadian* notified bodies).

* for North American market.



THE HIGHEST POSSIBLE SAFETY

- IP2X socket-outlet when cap removed,
- Automatic IP65/IP66 when plug is connected.

AN EASY-TO-USE CONNECTOR

- Straight insertion of the plug into the socket-outlet,
- Different mechanical keying for L1, L2, L3, N and E, positive and negative (DC)
- Visual identification by standard colours.

SPeX ATEX CLASSIFICATION ACCORDING TO CABLE CROSS-SECTION AND AMBIENT TEMPERATURE

	-20 °C ≤ Ta ≤ +40 °C G D T5/T56 °C	-20 °C ≤ Ta ≤ +40 °C G D T6/T56 °C	-20 °C ≤ Ta ≤ +60 °C G D T5/T76 °C
70 mm ²	290 A	235 A	235 A
95 mm ²	415 A	335 A	335 A
120 mm ²	456 A	376 A	376 A
150 mm ²	493 A	415 A	415 A
185 mm ²	530 A	450 A	450 A
240 mm ²	570 A	497 A	497 A
300 mm ²	620 A	540 A	540 A
400 mm ²	680 A	600 A	600 A

PERFORMANCES

With 240 mm² wiring, the SPeX accepts a permanent current up to 570 A/1000 V AC with T5 EX classification at 40 °C ambient temperature.

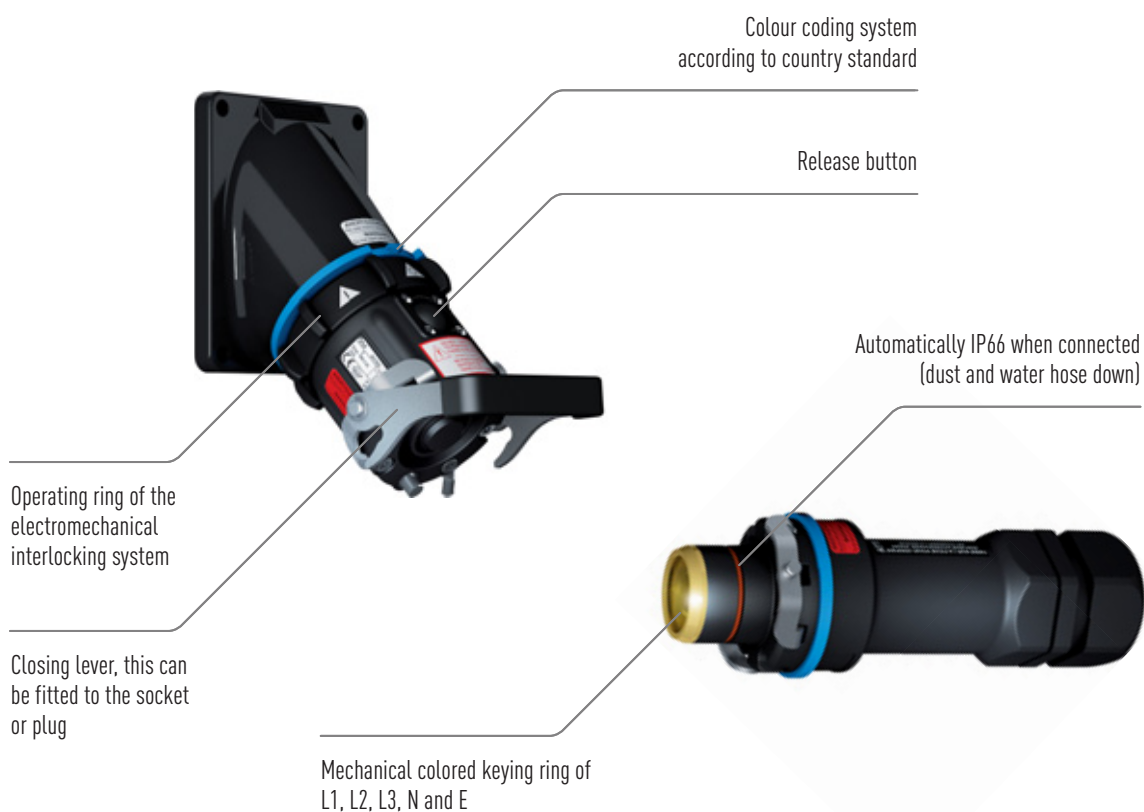
Ex II 2 G D Ex e IIC, Ex tb IIIC

IP65/IP66

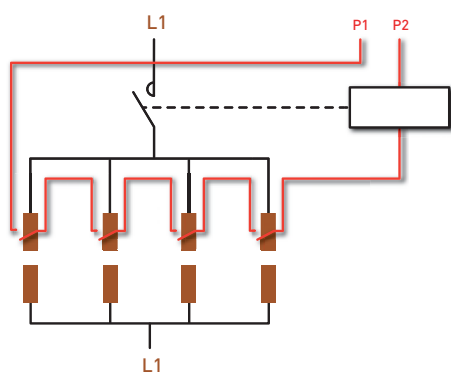
Temperature rating -20°C to +60°C

Electromechanical interlocking system

Mechanic and visual keying

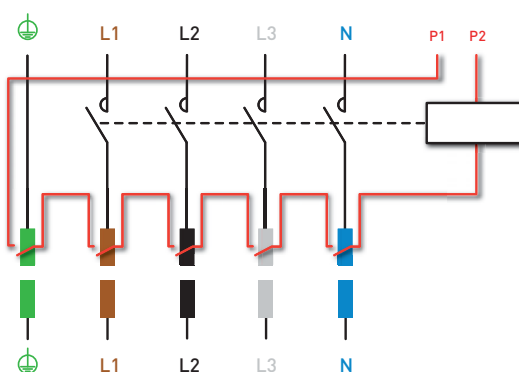


INTERLOCKING ELECTRICAL WIRING DIAGRAM: INCREASED POWER WITH PARALLEL CONNECTION.



ENERGY DISTRIBUTION SYSTEM WITH SEPARATE CONNECTION OF CONTACTS

The pilot contact breaks the circuit in conformity with ATEX Directive (increased safety "e"). **External control contactor not supplied by MARECHAL.**



Pilot wiring is mandatory to break and mate on load

680 A $\frac{1\,000\text{ V}}{U_{MAX}}$

SINGLE POLE POWER CONNECTOR SPeX

MARECHAL ELECTRIC FRANCE

Ex e IIC Gb
Ex tb IIIC Db

IECEx LCI 12.0005X
LCIE 07 ATEX 6073 X



IP65
IP66



SEE
TABLE



GRP



IK08



-20 °C
+60 °C



ATEX



1, 2,
21, 22



LEVER MECHANISM TO BE ORDERED SEPARATELY

Compatible with socket
or inlet since 2018

Lever mechanism :
454A876

Draw base : 454A396



OTHER FEATURES

Rated current	According to temperature class and section of cable
Number of operations	2000
Pre-wired pilot circuit	6 A/250 V
Short-circuit current Icc	20 kA during 250 ms

STANDARDS

International and European IEC/EN standards	60079-0, 60079-7 et 60079-31
Protection mode	e, tb



SOCKET-OUTLET female
SPeX WITHOUT LUG



INLET male
SPeX WITHOUT LUG

COLOR coding

Type	Europe*	Reference	Reference 16-25 mm	Reference 22-32 mm	Reference 28-38 mm	Reference 40-48 mm
L1	Brown	4647001	464100132P	464100140P	464100150P	464100163P
L2	Black	4647002	464100232P	464100240P	464100250P	464100263P
L3	Grey	4647003	464100332P	464100340P	464100350P	464100363P
Neutral	Blue	464700N	464100N32P	464100N40P	464100N50P	464100N63P
Earth	Green	464700T	464100T32P	464100T40P	464100T50P	464100T63P
Positive	Red	464700P	464100P32P	464100P40P	464100P50P	464100P63P
Negative	Black	464700M	464100M32P	464100M40P	464100M50P	464100M63P

* The indicated references are valid for Europe and Japan.
For mobile socket-outlets or wall-mounted inlet references, contact us.



SOCKET-OUTLET female SPeX WITHOUT LUG			INLET male SPeX WITHOUT LUG			
COLOR coding						
Type	Australia and New Zealand	Reference	Reference 16-25 mm	Reference 22-32 mm	Reference 28-38 mm	Reference 40-48 mm
L1	Red	4347001	434100132P	434100140P	434100150P	434100163P
L2	White	4347002	434100232P	434100240P	434100250P	434100263P
L3	Blue	4347003	434100332P	434100340P	434100350P	434100363P
Neutral	Black	434700N	434100N32P	434100N40P	434100N50P	434100N63P
Earth	Green	434700T	434100T32P	434100T40P	434100T50P	434100T63P
Positive	Red	434700P	434100P32P	434100P40P	434100P50P	434100P63P
Negative	Black	434700M	434100M32P	434100M40P	434100M50P	434100M63P

For the UK, South Africa and India, replace the first two digits by 44.

Type	USA	Reference	Reference 16-25 mm	Reference 22-32 mm	Reference 28-38 mm	Reference 40-48 mm
L1	Black	4247001*	424100132P	424100140P	424100150P	424100163P
L2	Red	4247002*	424100232P	424100240P	424100250P	424100263P
L3	Blue	4247003*	424100332P	424100340P	424100350P	424100363P
Neutral	White	424700N*	424100N32P	424100N40P	424100N50P	424100N63P
Earth	Green	424700T*	424100T32P	424100T40P	424100T50P	424100T63P
Positive	Red	424700P*	424100P32P	424100P40P	424100P50P	424100P63P
Negative	Black	424700M*	424100M32P	424100M40P	424100M50P	424100M63P

* cCSAus certified products.

For mobile socket-outlets or wall-mounted inlet references, contact us.

COPPER LUGS

Lug choice depends on the cable: the cross-section of the flexible cable mentioned in the table below is for information only. Please check dimensions as these may vary according to cable types and manufacturers.



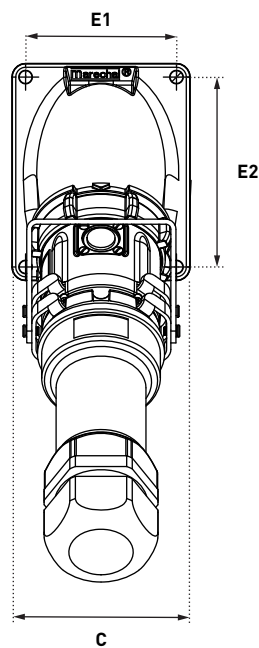
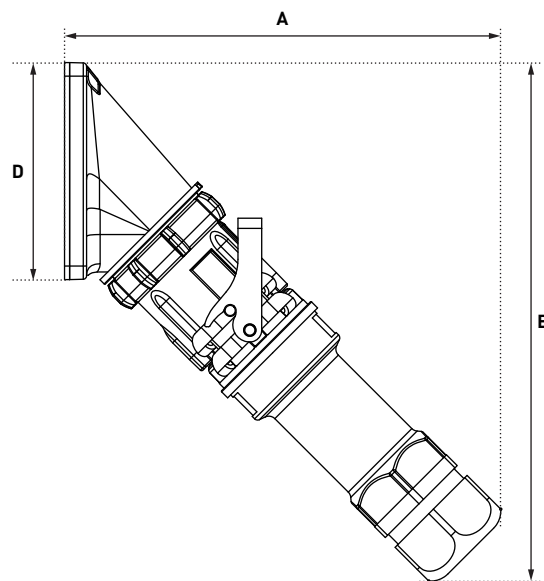
Wiring (mm²)		Straight with hole	Straight threaded M12	Internal diameter (mm)	External diameter (mm)*
Flexible	Stranded	Reference	Reference		
50	70	454A50C	454A50D	11	15
70	95	454A70C	454A70D	13.1	18
95	120	45AA95C	454A95D	14.5	19
120	150	454A12C	454A12D	16.2	21
150	185	454A15C	454A15D	18	24
185	240	454A18C	454A18D	20.6	26
240	300	454A24C	454A24D	23.1	29
300	400	454A30C	454A30D	26.1	32
400	500	454A40C	454A40D	29.2	40
500	630	454A500C	454A500D	33.2	42
630	/	/	454A63D	37.6	52

For male contact, wiring with crimping lugs, according to NF C20-130 standard (for VDE 0220 standard, please contact us). Crimping: Double hexagonal crimping is recommended.

*Choose the crimping tool according to the external diameter of your lug.

DRAWINGS AND DIMENSIONS

PLUG ON 30° ANGLED SOCKET OUTLET



	A	B	C	D	E1	E2
SP M50	254	306	105	128	89	112

