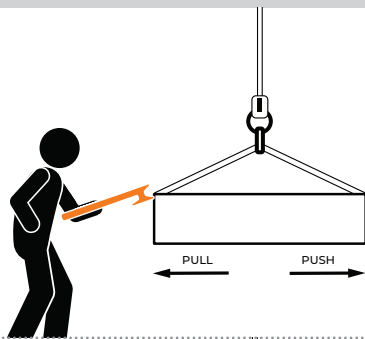


The Proper Way TO KEEP YOUR HANDS OFF IT™

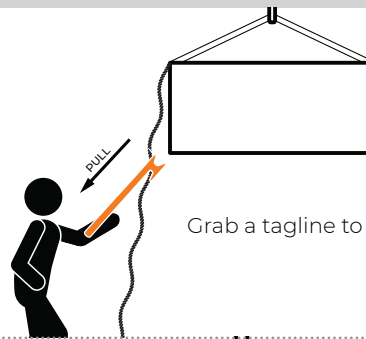
WHEN USING A **SNAGIT™**

The Snagit "no touch" hand safety tool acts as an extension of a worker's body to securely grab, push or pull chain slings, web slings, wire rope, cables or other any other object that needs repositioning. This light-weight tool addresses line of fire and pinch point hazards, keeping users out of the danger zone while sustaining control of an item.

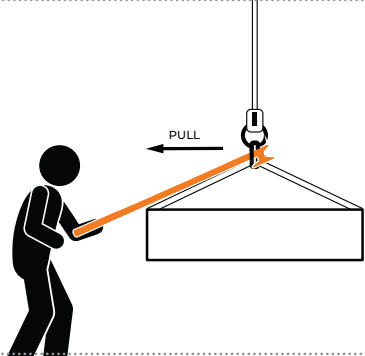
USE THE SNAGIT HAND SAFETY TOOL TO:



Snag a sling leg to push or pull the object



Grab a tagline to maneuver an object




Snag a lifting eye to maneuver a suspended load



Securely grab, push or pull chain slings

PROPER HAND PLACEMENT



Thorne & Derrick
+44 (0) 191 410 4292
www.powerandcables.com

✓ DO'S



Always wear proper personal protective equipment as the job requires



Inspect the tool before each use



Use both hands when operating tool



Stand with both feet firmly planted on the ground

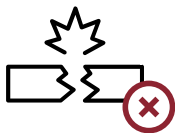


Use only for pushing / pulling / guiding / maneuvering / lifting items up to 50 lbs. per tool



Clean tool after each use and store in clean, dry environment

✗ DONT'S



Do not use the tool if damaged



Do not use the tool as a pry bar



Do not use tool while tired or under the influence of drugs, alcohol, or medication



Do not overreach